



February 3, 2025

TO: Finance Advisory Committee
FROM: Ron Munds, General Manager
Adrienne Geidel, District Accountant

SUBJECT: Agenda Item 4 – 02/03/2025 FAC Meeting
Receive Quarterly Investment Report for Q4 2024 and the Annual Investment Report for 2024

President
Christine M. Womack

Vice President
Matthew D. Fourcroy

Directors
Charles L. Cesena
Tom Cross
Richard Hubbard

General Manager
Ron Munds

District Accountant
Robert Stilts, CPA

Unit Chief
John Owens

Battalion Chief
Paul Provence

Mailing Address:
P.O. Box 6064
Los Osos, CA 93412

Offices:
2122 9th Street, Suite 110
Los Osos, CA 93402

Phone: 805/528-9370
FAX: 805/528-9377

www.losososcsd.org

DESCRIPTION

This report includes our required quarterly investment report for Q4 2024 and the Annual Investment Report for 2024.

STAFF RECOMMENDATION

Motion: I recommend to the Board that the Board receive and file the Quarterly Investment Report for the fourth quarter of 2024 and the Annual Investment report for 2024.

Discussion

The District's Investment Policy requires the Finance Officer/Treasurer, which is the General Manager, to make quarterly and annual investment reports to the Board as detailed further below and in the attachments.

Annual Report

The Investment Policy requires that the District's Finance Officer/Treasurer (General Manager) to file an annual report (attached) which contains the following information:

1. Type of Investment
2. Institution/issuer
3. Date of Maturity (if applicable)
4. Amount of deposit or cost of the security, including par and dollar amount invested on all securities, investments, and moneys held by the District
5. Current market value of securities, with identification of the source of the valuation, for all securities held by the District as well as securities under the management of any outside party that is not also a local agency or the State of California Local Agency Investment Fund
6. Rate of Interest
7. Statement of compliance with the Statement of Investment Policy or the manner in which the portfolio is not in compliance
8. Statement of the District's ability to meet cash flow requirements, including any pool expenditure requirements, for the next six months, or an explanation as to why sufficient money may not be available
9. Accrued Interest (if applicable)
10. Description of any of the District's funds, investments, or programs that are under the management of contracted parties, including lending programs

Quarterly Report

Policy: Finance Officer/Treasurer shall file a quarterly report that identifies the District's investments and their compliance with the District's Investment Policy. The quarterly report must be filed with the District's auditor and considered by the District's Board of Directors within forty-five (45) days after the end of each quarter (i.e., by May 15, August 14, November 14, and February 14) (California Government Code § 53646).

Q4 Quarterly Report – For Funds Invested with Optimized Investment Partners

The total cash and investment portfolio book value (cost) held by the District as of December 31, 2024 was \$10,456,030.

Institution	Amount
Managed Investment Portfolio	\$7,398,761
State of CA Local Agency Investment Fund	\$17,088
California Asset Management Program (CAMP) Pooled Investment Fund	\$1,904,684
Mechanics Bank Cash/Time Deposits	\$1,078,454
Accrued and paid interest on investment	\$57,044

(Earned interest is the interest earned on investments over a specific time period, accrued interest is the interest that an investment has earned, but hasn't yet been received, and paid interest is the interest that has already been received as payment)

No investments matured during the quarter and no new investments were purchased.

As of December 31, 2024, the Weighted Yield to Maturity on the Managed Investment Portfolio was 4.46%.

At the end of this quarter, the Weighted Average Maturity of the Managed Investment Portfolio was 2.58 years.

The Federal Open Market Committee (FOMC) meets approximately every six weeks and determines the level of the Federal Funds Rate. At the December 17th meeting, the FOMC voted to lower the target range for the federal funds rate by $\frac{1}{4}$ percentage point to $4\frac{1}{4}$ to $4\frac{1}{2}$ percent.

Q4 Quarterly Report – Wastewater Bond Reserve & Redemption Fund

- In the Wastewater Bond Reserve & Redemption Fund, the District holds Treasury Investments in US Bank as detailed in the attached "Detailed quarterly investment report fourth quarter of 2024."

Recent Maturities

In the Wastewater Bond Redemption Fund, there were no maturities and no new purchases.

The District plans to reinvest the funds from the upcoming maturing treasury bills. Staff will review cash flow needs of the funds, legal reserve requirements, and current interest rates to determine the appropriate allocation of reserves and investments.

Compliance: The District's investments comply with the Investment Policy, California Government Code § 53646, and California Government Code § 16429.1.

Cash Flow: Based on our analysis, the District can meet cash flow requirements, including any pool expenditure requirements, for the next six months.

Attachments:

Annual Investment Report 2024 (5 pages)

Wastewater Detailed quarterly investment report fourth quarter of 2024

Optimized Detailed quarterly investment report fourth quarter of 2024

Summary of Cash & Investments Provided by Optimized Investment Partners

LAIF statement ending December 31, 2024 (Only Available Online)

Mechanics Bank statement ending December 31, 2024 (Only Available Online)

CAMP statement ending December 31, 2024 (Only Available Online)

US Bank statement ending December 31, 2024 (Only Available Online)

LOS OSOS COMMUNITY SERVICES DISTRICT 2024 ANNUAL INVESTMENT REPORT

Background

The purpose of the Investment Policy is to outline the guidelines and practices to be used in effectively managing the District's available cash and investment portfolio. It applies to all cash and investment assets of the District including but not limited to moneys held in sinking funds, reserves or designations, trust funds or surplus funds not required for the immediate necessities of the District. The primary objectives are safety, liquidity, yield and compliance with applicable California and Federal Law.

Permitted Investments

The District Finance Officer is authorized to deposit or invest District funds only in the following institutions and investments:

1. County pooled funds (California Government Code §§53635, 61053)
2. The Local Agency Investment Fund created by the California State Treasury (California Government Code § 16429.1)
3. One or more FDIC insured Banks and/or Savings and Loan Associations that are designated as District depositories by resolution of the Board of Directors (California Government Code § 61053).
4. Intra-District fund loans and transfers with a fair rate of return from one fund to another specifically authorized and evidenced by District resolution.
5. Investment funds collateralized as per California Government Code § 53652.
6. Such other financial institutions or securities that may be designated by the Board of Directors from time to time in compliance with California and Federal law.
7. Allowable investments instruments per California Government Code which are consistent with California Debt and Investment Advisory Commission's guidelines.

Prohibited Investments

The District's Finance Officer shall not invest in:

1. Inverse floaters, range notes or interest only strips that are derived from a pool of mortgages.
2. Any security that could result in a zero-interest accrual if held to maturity.
3. A state or federal credit union, if a member of the District's Board of Directors or an administrative officer also serves on the Board of Directors, or any committee appointed by the Board of Directors, or the credit committee or supervisory committee, of the state or federal credit union.
4. Those investments or institutions not permitted by this Policy, or by action of the Board of Directors.

Diversified Investments

Investments, other than investments referenced in paragraphs **6-A** (1) and (2) above, will be diversified to avoid losses that may be associated with any one investment.

Standards of Care

The Finance Officer is charged with managing the portfolio pursuant to the "Prudent Investor Standard." When investing, reinvesting, purchasing, acquiring, exchanging, selling and managing public funds in the District's investment portfolio, the Finance Officer shall act with care, skill, prudence, and diligence under the circumstances then prevailing, that a prudent person acting in a like capacity and familiarity with those matters would use in the conduct of funds of a like character and with like aims, to safeguard the principal and maintain the liquidity needs of the District.

Finance Officer shall disclose any material interest in financial institutions or professionals with which he/she conducts the District business, and shall comply with all applicable laws relating to conflicts of interest.

Annual Report Elements

The District's Investment Policy states that prior to February 14, of each year, the Finance Officer/Treasurer shall file and submit an annual report to the Board of Directors which will contain the following elements:

1. Type of Investment
2. Institution/issuer
3. Date of Maturity (if applicable)
4. Amount of deposit or cost of the security, including par and dollar amount invested on all securities, investments, and moneys held by the District
5. Current market value of securities, with identification of the source of the valuation, for all securities held by the District as well as securities under the management of any outside party that is not also a local agency or the State of California Local Agency Investment Fund
6. Rate of Interest
7. Statement of compliance with the Statement of Investment Policy or the manner in which the portfolio is not in compliance
8. Statement of the District's ability to meet cash flow requirements, including any pool expenditure requirements, for the next six months, or an explanation as to why sufficient money may not be available
9. Accrued Interest (if applicable)
10. Description of any of the District's funds, investments, or programs that are under the management of contracted parties, including lending programs

Statement of Compliance

All investment listed in Table 1 below are in compliance with the Investment Policy.

Statement of Cash Flow Requirements

The District has the ability to meet all cash flow requirements for the next six months.

Table 1: 2024 Annual Report Investment Summary¹

Institution	Type of Account	Account Balance	Interest Rate	Compliant	Interest Received ²
Mechanics³					
General Checking	Checking	\$533,495.35	0.5%	Yes	\$2,589 ³
Payroll	Checking	\$9,156.15	0.5%	Yes	See footnote 3
Disbursement Reserve	Checking	\$102,793.69	0.5%	Yes	See footnote 3
High Interest	Checking	\$433,008.37	4.67%	Yes	\$17,432.61
US Bank					
Investment Account	Money Market	\$7,456,333.15	Varies	Yes	\$288,992.54
See the Quarterly Investment Reporting from Optimized for US Treasury Notes, Federal Agency Bond/Notes and CD Breakdowns that are invested.					
US Bank - Wastewater					
Redemption Fund	Money Market	\$458,226.54	0.01%	Yes	\$27,343.95 ⁴
Pre-Payment Fund	Money Market	\$7,849.14	0.01%	Yes	\$367.04 ⁴
Reserve Fund	Money Market	\$1,037,296.84	0.01%	Yes	\$30,806.64 ⁴
Reserve Fund	US Treasury Note	MD 01/15/2025	1.13%	Yes	See footnote 4
Reserve Fund	US Treasury Note	MD 08/31/2025	2.75%	Yes	See footnote 4
Reserve Fund	US Treasury Note	MD 02/15/2026	1.63%	Yes	See footnote 4
Reserve Fund	US Treasury Note	MD 08/31/2027	3.13%	Yes	See footnote 4
Reserve Fund	US Treasury Note	MD 07/31/2028	4.13%	Yes	See footnote 4
Reserve Fund	US Treasury Note	MD 02/15/2027	4.13%	Yes	See footnote 4
Reserve Fund	US Treasury Note	MD 02/28/2029	4.25%	Yes	See footnote 4
LAIF					
	Pooled Money Investment	\$17,087.85	4.39%	Yes	\$729.58
CAMP					
	Pooled Money Investment	\$1,904,684.52	4.73%	Yes	\$78,126.98

¹ All balances as of 12/31/24

² Method of applying to the account the interest earned vary from the various banks

³ Mechanics Bank Accounts. Fees are subtracted from the interest accrued over the month and then any additional fees are debited from the General Checking account, so although we earned \$2,589 of interest in 2024, fees totaled \$9,451. The interest for the 4 accounts is consolidated.

⁴ US Bank-Wastewater Interest received is from the US Treasury Notes that matured during the Calendar year and applied to the appropriate account.

Table 2: Annual Report Investment Summary for US Bank Investment Account

Institution	Type of Account	CUSIP Id	Security Description	Par Value	Book (Cost) Value	Account Balance (Market Value)	Interest Rate	Compliant	Interest Received[2]
Reserve Fund	Money Market	8AMMF0GA3	US Bank Liquidity Plus Program	\$ 79,610	\$ 79,610	\$ 79,610	VARIES	Yes	\$2,214.00
Reserve Fund	Money Market	31846V203	First American Government Obl Fund	\$ 15,000	\$ 15,000	\$ 15,000	VARIES	Yes	\$0.00
			Money Market-Custodian Acct	\$ 94,610	\$ 94,610	\$ 94,610			\$2,214.00
Reserve Fund	CERTIFICATE OF DEPOSIT	95763PPD7	WESTERN ALLIANCE BANK	\$ 244,000	\$ 244,000.00	\$ 243,899.96	4.760%	Yes	\$11,614.47
Reserve Fund	CERTIFICATE OF DEPOSIT	33715LFG8	FIRST TECHNOLOGY FCU	\$ 248,000	\$ 248,000.00	\$ 249,463.20	4.740%	Yes	\$11,755.23
Reserve Fund	CERTIFICATE OF DEPOSIT	53052LAW9	LIBERTY FCU	\$ 248,000	\$ 248,000.00	\$ 249,475.60	4.650%	Yes	\$11,532.00
Reserve Fund	CERTIFICATE OF DEPOSIT	20825WCA6	CONNEXUS CU	\$ 248,000	\$ 248,000.00	\$ 251,424.88	4.967%	Yes	\$12,318.19
Reserve Fund	CERTIFICATE OF DEPOSIT	35907XFG7	FRONTIER BANK	\$ 248,000	\$ 248,000.00	\$ 250,323.76	4.700%	Yes	\$11,656.05
Reserve Fund	CERTIFICATE OF DEPOSIT	903572GH2	UINTA BANK	\$ 248,000	\$ 248,000.00	\$ 250,566.80	4.822%	Yes	\$11,958.23
Reserve Fund	CERTIFICATE OF DEPOSIT	2546736B7	DISCOVER BANK	\$ 244,000	\$ 244,000.00	\$ 246,732.80	4.830%	Yes	\$11,785.20
Reserve Fund	CERTIFICATE OF DEPOSIT	25844MBG2	DORT FINANCIAL CU	\$ 247,000	\$ 247,000.00	\$ 251,964.70	4.660%	Yes	\$11,510.26
Reserve Fund	CERTIFICATE OF DEPOSIT	61690DAZ1	MORGAN STANLEY BANK	\$ 244,000	\$ 244,000.00	\$ 247,050.00	5.100%	Yes	\$12,444.13
Reserve Fund	CERTIFICATE OF DEPOSIT	91739JAA3	UTAH FIRST FCU	\$ 248,000	\$ 248,000.00	\$ 258,939.28	5.140%	Yes	\$12,747.31
			CERTIFICATE OF DEPOSIT	\$ 2,467,000	\$ 2,467,000	\$ 2,499,841			\$119,321.08
Reserve Fund	FEDERAL AGENCY BOND/NOTE	3133EPMB8	Federal Farm Credit Bks-4.125	\$ 250,000	\$ 247,065.50	\$ 249,830.00	4.640%	Yes	\$11,463.84
Reserve Fund	FEDERAL AGENCY BOND/NOTE	3133EPNV3	Federal Farm Credit Bks-4.375	\$ 250,000	\$ 249,216.25	\$ 250,422.50	4.500%	Yes	\$11,214.73
Reserve Fund	FEDERAL AGENCY BOND/NOTE	3132X0PY1	Federal Agri Mtg Corp MTN 3.00	\$ 250,000	\$ 238,315.75	\$ 243,010.00	4.400%	Yes	\$10,485.89
Reserve Fund	FEDERAL AGENCY BOND/NOTE	3133EP6K6	FEDERAL FARM CREDIT BKS	\$ 290,000	\$ 288,965.28	\$ 291,458.70	4.630%	Yes	\$9,530.31
Reserve Fund	FEDERAL AGENCY BOND/NOTE	3133EP5S0	FEDERAL FARM CREDIT BKS	\$ 290,000	\$ 286,892.36	\$ 288,892.20	4.550%	Yes	\$9,298.46
Reserve Fund	FEDERAL AGENCY BOND/NOTE	3130AXQK7	FEDERAL HOME LOAN BANK	\$ 275,000	\$ 286,642.68	\$ 279,218.50	3.800%	Yes	\$10,892.42
Reserve Fund	FEDERAL AGENCY BOND/NOTE	3133EPXV2	FEDERAL FARM CREDIT BKS	\$ 585,000	\$ 594,005.49	\$ 589,416.75	4.280%	Yes	\$18,945.68
			FEDERAL AGENCY BOND/NOTE	\$ 2,190,000	\$ 2,191,103	\$ 2,192,249			\$81,831.34
Reserve Fund	U.S. Treasury Bond/Note/Bill	91282CED9	U.S. Treasury Note	\$ 260,000	\$ 246,537.72	\$ 258,689.60	4.960%	Yes	\$12,228.27
Reserve Fund	U.S. Treasury Bond/Note/Bill	91282CFK2	U.S. Treasury Note	\$ 250,000	\$ 244,038.25	\$ 248,670.00	4.650%	Yes	\$11,347.78

Institution	Type of Account	CUSIP Id	Security Description	Par Value	Book (Cost) Value	Account Balance (Market Value)	Interest Rate	Compliant	Interest Received[2]
Reserve Fund	U.S. Treasury Bond/Note/Bill	912828YG9	U.S. Treasury Note	\$ 250,000	\$ 229,903.00	\$ 239,077.50	4.300%	Yes	\$9,885.83
Reserve Fund	U.S. Treasury Bond/Note/Bill	91282CFM8	U.S. Treasury Note	\$ 250,000	\$ 249,745.25	\$ 249,012.50	4.150%	Yes	\$10,364.43
Reserve Fund	U.S. Treasury Bond/Note/Bill	91282CGC9	U.S. Treasury Note	\$ 250,000	\$ 247,608.63	\$ 247,130.00	4.110%	Yes	\$10,176.71
Reserve Fund	U.S. Treasury Bond/Note/Bill	91282CBS9	U.S. Treasury Note	\$ 280,000	\$ 246,082.48	\$ 254,298.80	4.080%	Yes	\$10,040.17
Reserve Fund	U.S. Treasury Bond/Note/Bill	91282CCY5	U.S. Treasury Note	\$ 322,000	\$ 286,977.99	\$ 287,777.84	3.770%	Yes	\$10,819.07
Reserve Fund	U.S. Treasury Bond/Note/Bill	91282CEV9	U.S. Treasury Note	\$ 625,000	\$ 594,431.25	\$ 596,393.75	4.350%	Yes	\$12,893.46
Reserve Fund	U.S. Treasury Bond/Note/Bill	91282CFL0	U.S. Treasury Note	\$ 295,000	\$ 300,723.00	\$ 288,583.75	3.450%	Yes	\$2,728.75
			U.S. Treasury Bond/Note/Bill	\$ 2,782,000	\$ 2,646,048	\$ 2,669,634			\$90,484.47

MATURED INVESTMENTS IN 2024									
Reserve Fund	U.S. Treasury Bond/Note/Bill	91282CEG2	U.S. Treasury Note	\$ 520,000	\$ 508,497.40	***Matured invesment 3/31/24	5.320%	Yes	\$6,670.37
Reserve Fund	U.S. Treasury Bond/Note/Bill	912797HF7	U.S. Treasury Note	\$ 578,000	\$ 563,074.88	***Matured invesment 4/11/24	5.320%	Yes	\$8,289.08
Reserve Fund	U.S. Treasury Bond/Note/Bill	9128286Z8	U.S. Treasury Note	\$ 535,000	\$ 516,781.11	***Matured invesment 6/30/24	5.320%	Yes	\$13,633.39
Reserve Fund	FEDERAL AGENCY BOND/NOTE	3133ENP79	Federal Farm Credit Bks-4.250	\$ 250,000	\$ 247,128.50	***Matured invesment 9/26/24	5.220%	Yes	\$9,507.20

Quarterly Wastewater Investment Account Report

Requirements District Policy and State Code

- Table 1. Type of Investment
- Table 2. Institution/issuer
- Table 3. Date of Maturity (if applicable)
- Table 4. Amount of deposit or cost of the security, including par and dollar amount invested on all securities, investments, and moneys held by the District
- Table 5. Current market value of securities, with identification of the source of the valuation, for all securities held by the District as well as securities under the management of any outside party that is not also a local agency or the State of California Local Agency Investment Fund
- Table 6. Rate of Interest
- Staff Report 7. Statement of compliance with the Statement of Investment Policy or the manner in which the portfolio is not in compliance

- Staff Report 8. Statement of the District's ability to meet cash flow requirements, including any pool expenditure requirements, for the next six months, or an explanation as to why sufficient money may not be available
- Table 9. Accrued Interest (if applicable)
- Table 10. Description of any of the District's funds, investments, or programs that are under the management of contracted parties, including lending programs

Fund	Type of Investment	Issuer	Rating	Purchase Date	Cost at Purchase	Date of Maturity	Par Amount (Returned at maturity)	Current market value of securities (on Dec 31, 2024)	Rate of Interest	Description of any of the District's funds used	Total Expected Income and Gains at Maturity
Wastewater Reserve	U S TREASURY NOTE	U.S. Department of the Treasury	AAA (Moody's)	3/17/2022	194,670.40	01/15/2025	200,000.00	199,770.00	1.125%	Funds held in required amounts for the repayment of wastewater bonds. District intends to hold all Bills and Notes until maturity. Annual property tax receipts pay annual debt service on bonds.	11,694.62
Wastewater Reserve	U S TREASURY NOTE	U.S. Department of the Treasury	AAA (Moody's)	5/18/2022	124,413.43	08/31/2025	125,000.00	123,773.75	2.750%		11,881.34
Wastewater Reserve	U S TREASURY NOTE	U.S. Department of the Treasury	AAA (Moody's)	2/10/2022	198,344.60	02/15/2026	200,000.00	194,286.00	1.625%		14,691.13
Wastewater Reserve	U S TREASURY NOTE	U.S. Department of the Treasury	AAA (Moody's)	7/21/2023	111,459.94	08/31/2027	116,000.00	112,659.20	3.125%		19,446.28
Wastewater Reserve	U S TREASURY NOTE	U.S. Department of the Treasury	AAA (Moody's)	11/30/2023	99,638.55	07/31/2028	100,000.00	99,310.00	4.125%		19,605.82
Wastewater Reserve	U S TREASURY NOTE	U.S. Department of the Treasury	AAA (Moody's)	3/5/2024	99,490.93	02/15/2027	100,000.00	99,728.00	4.125%		12,671.36
Wastewater Reserve	U S TREASURY NOTE	U.S. Department of the Treasury	AAA (Moody's)	3/5/2024	100,535.24	02/28/2029	100,000.00	99,533.00	4.250%		20,646.57
TOTAL:					\$ 928,553.09		\$ 941,000.00	\$ 929,059.95			\$ 110,637.11

Other Assets within Wastewater Funds

Redemption	Cash/Money Market							456,730.52
Redemption	Accrued Income - per 12/31/24 Bank Statement							1,496.02
Prepay	Cash/Money Market							7,821.54
Prepay	Accrued Income - per 12/31/24 Bank Statement							27.60
Reserve	Cash/Money Market							98,500.66
Reserve	Accrued Income - per 12/31/24 Bank Statement							9,736.23
GRAND TOTAL:								\$ 1,503,372.52

Matured											
Wastewater Reserve	U S TREASURY NOTE	U.S. Department of the Treasury	n/a	1/9/2023	108,645.59	07/31/2024	111,000.00		3.000%		7,548.49
Wastewater Reserve	U S TREASURY NOTE	U.S. Department of the Treasury	AAA (Moody's)	3/17/2022	198,474.18	02/29/2024	200,000.00		1.500%		7,379.08
Wastewater Reserve	U S TREASURY NOTE	U.S. Department of the Treasury	AAA (Moody's)	5/18/2022	99,482.79	11/30/2023	100,000.00		2.125%		2,718.10
Wastewater Redemption	U S TREASURY NOTE	U.S. Department of the Treasury	AAA (Moody's)	1/9/2023	177,990.24	08/31/2023	180,000.00		2.750%		5,168.46
Wastewater Redemption	U S TREASURY BILL	U.S. Department of the Treasury	n/a	3/2/2023	364,924.27	08/31/2023	374,000.00		Zero coupon Treasury Bill		9,075.73
Wastewater Reserve	U S TREASURY BILL	U.S. Department of the Treasury	n/a	1/9/2023	97,641.25	07/13/2023	100,000.00		Zero coupon Treasury Bill		2,358.75
Wastewater Redemption	U S TREASURY BILL	U.S. Department of the Treasury	N/A	2/10/2022	504,346.36	08/11/2022	506,000.00		Zero coupon, interest is calculated as discount in purchase price.		1,653.64
Wastewater Reserve	U S TREASURY BILL	U.S. Department of the Treasury	N/A	2/10/2022	199,346.39	08/11/2022	200,000.00		Zero coupon, interest is calculated as discount in purchase price.		653.61
TOTAL:					\$ 1,750,851.07		\$ 1,771,000.00				36,555.86

Quarterly General Investment Account Report

Requirements District Policy and State Code

- Table 1. Type of Investment
- Table 2. CUSIP ID (unique number tied to a specific investment)
- Table 3. Institution/issuer
- Table 4. Date of Maturity (if applicable)
- Table 5. Amount of deposit or cost of the security, including par and dollar amount invested on all securities, investments, and moneys held by the District
- Table 6. Current market value of securities, with identification of the source of the valuation, for all securities held by the District as well as securities under the management of any outside party that is not also a local agency or the State of California Local Agency Investment Fund
- Table 7. YTM (Yield to Maturity)
- Staff Report 8. Statement of compliance with the Statement of Investment Policy or the manner in which the portfolio is not in compliance
- Staff Report 9. Statement of the District's ability to meet cash flow requirements, including any pool expenditure requirements, for the next six months, or an explanation as to why sufficient money may not be available
- Table 10. Accrued Interest (if applicable)
- Table 11. Description of any of the District's funds, investments, or programs that are under the management of contracted parties, including lending programs

Fund	Type of Investment	CUSIP ID	Issuer	Rating	Purchase Date	Cost at Purchase	Date of Maturity	Par Amount (Returned at maturity)	Current market value of securities (on Dec 31, 2024)	YTM (Yield to Maturity)	Total Expected Income and Gains at Maturity
Reserve Fund	CERTIFICATE OF DEPOSIT	95763PPD7	WESTERN ALLIANCE BANK	N/A	07/07/2023	\$ 244,000.00	01/07/2025	\$ 244,000	\$ 243,899.96	0.0476	\$ 17,501.25
Reserve Fund	CERTIFICATE OF DEPOSIT	33715LFQ8	FIRST TECHNOLOGY FCU	N/A	07/14/2023	\$ 248,000.00	07/14/2025	\$ 248,000	\$ 249,463.20	0.0474	\$ 23,542.67
Reserve Fund	CERTIFICATE OF DEPOSIT	53052LAW9	LIBERTY FCU	N/A	07/14/2023	\$ 248,000.00	07/14/2025	\$ 248,000	\$ 249,475.60	0.0465	\$ 23,095.60
Reserve Fund	CERTIFICATE OF DEPOSIT	20825WCA6	CONNEXUS CU	N/A	07/12/2023	\$ 248,000.00	07/13/2026	\$ 248,000	\$ 251,424.88	0.0497	\$ 37,022.08
Reserve Fund	CERTIFICATE OF DEPOSIT	35907XFG7	FRONTIER BANK	N/A	07/14/2023	\$ 248,000.00	07/14/2026	\$ 248,000	\$ 250,323.76	0.0470	\$ 35,000.08
Reserve Fund	CERTIFICATE OF DEPOSIT	903572GH2	UINTA BANK	N/A	07/12/2023	\$ 248,000.00	01/12/2027	\$ 248,000	\$ 250,566.80	0.0482	\$ 41,935.72
Reserve Fund	CERTIFICATE OF DEPOSIT	2546736B7	DISCOVER BANK	N/A	07/06/2023	\$ 244,000.00	07/06/2027	\$ 244,000	\$ 246,732.80	0.0483	\$ 47,173.10
Reserve Fund	CERTIFICATE OF DEPOSIT	25844MBG2	DORT FINANCIAL CU	N/A	07/11/2023	\$ 247,000.00	07/12/2027	\$ 247,000	\$ 251,964.70	0.0466	\$ 46,104.10
Reserve Fund	CERTIFICATE OF DEPOSIT	61690DAZ1	MORGAN STANLEY BANK	N/A	07/05/2023	\$ 244,000.00	07/05/2028	\$ 244,000	\$ 247,050.00	0.0510	\$ 62,288.82
Reserve Fund	CERTIFICATE OF DEPOSIT	91739JAA3	UTAH FIRST FCU	N/A	07/14/2023	\$ 248,000.00	07/14/2028	\$ 248,000	\$ 258,939.28	0.0514	\$ 63,806.42
			CERTIFICATE OF DEPOSIT			\$ 2,467,000		\$ 2,467,000	\$ 2,499,841		\$ 397,469.83
Reserve Fund	FEDERAL AGENCY BOND/NOTE	3133EPMB8	Federal Farm Credit Bks-4.125	AAA	07/03/2023	\$ 247,065.50	12/08/2025	\$ 250,000	\$ 249,830.00	0.0464	\$ 27,921.52
Reserve Fund	FEDERAL AGENCY BOND/NOTE	3133EPNV3	Federal Farm Credit Bks-4.375	AAA	07/03/2023	\$ 249,216.25	03/30/2026	\$ 250,000	\$ 250,422.50	0.0450	\$ 30,756.02
Reserve Fund	FEDERAL AGENCY BOND/NOTE	3132X0PY1	Federal Agri Mtg Corp MTN 3.000	N/A	06/30/2023	\$ 238,315.75	02/23/2027	\$ 250,000	\$ 243,010.00	0.0440	\$ 38,323.78
Reserve Fund	FEDERAL AGENCY BOND/NOTE	3133EP6K6	FEDERAL FARM CREDIT BKS	AAA	04/15/2024	\$ 288,965.28	03/26/2027	\$ 290,000	\$ 291,458.70	0.0463	\$ 39,404.18
Reserve Fund	FEDERAL AGENCY BOND/NOTE	3133EP5S0	FEDERAL FARM CREDIT BKS	AAA	04/15/2024	\$ 286,892.36	03/20/2028	\$ 290,000	\$ 288,892.20	0.0455	\$ 51,320.33
Reserve Fund	FEDERAL AGENCY BOND/NOTE	3130AXQK7	FEDERAL HOME LOAN BANKS BOND	AAA	12/29/2023	\$ 286,642.68	12/08/2028	\$ 275,000	\$ 279,218.50	0.0380	\$ 53,895.11

Fund	Type of Investment	CUSIP ID	Issuer	Rating	Purchase Date	Cost at Purchase	Date of Maturity	Par Amount (Returned at maturity)	Current market value of securities (on Dec 31, 2024)	YTM (Yield to Maturity)	Total Expected Income and Gains at Maturity
Reserve Fund	FEDERAL AGENCY BOND/NOTE	3133EPXV2	FEDERAL FARM CREDIT BKS	AAA	04/03/2024	\$ 594,005.49	04/05/2029	\$ 585,000	\$ 589,416.75	0.0428	\$ 127,326.13
			FEDERAL AGENCY BOND/NOTE			\$ 2,191,103		\$ 2,190,000	\$ 2,192,249		\$ 368,947.06
Reserve Fund	Money Market Fund	31846V203	First American Government Obl Fund	N/A	N/A	\$ 15,000	N/A	\$ 15,000	\$ 15,000	N/A	VARIES
Reserve Fund	Money Market Fund	8AMMF0GA3	US BANK LIQUIDITY PLUS CLASS Y	N/A	N/A	\$ 79,610	N/A	\$ 79,610	\$ 79,610	N/A	VARIES
			U.S. Bank Custodial Cash Account			\$ 94,610		\$ 94,610	\$ 94,610		VARIES
Reserve Fund	U.S. Treasury Bond/Note/Bill	91282CED9	U.S. Treasury Note	AAA	07/03/2023	\$ 246,537.72	03/15/2025	\$ 260,000	\$ 258,689.60	0.0496	\$ 20,804.81
Reserve Fund	U.S. Treasury Bond/Note/Bill	91282CFK2	U.S. Treasury Note	AAA	07/03/2023	\$ 244,038.25	09/15/2025	\$ 250,000	\$ 248,670.00	0.0465	\$ 25,027.29
Reserve Fund	U.S. Treasury Bond/Note/Bill	912828YG9	U.S. Treasury Note	AAA	06/30/2023	\$ 229,903.00	09/30/2026	\$ 250,000	\$ 239,077.50	0.0430	\$ 32,176.34
Reserve Fund	U.S. Treasury Bond/Note/Bill	91282CFM8	U.S. Treasury Note	AAA	06/30/2023	\$ 249,745.25	09/30/2027	\$ 250,000	\$ 249,012.50	0.0415	\$ 44,098.51
Reserve Fund	U.S. Treasury Bond/Note/Bill	91282CGC9	U.S. Treasury Note	AAA	06/30/2023	\$ 247,608.63	12/31/2027	\$ 250,000	\$ 247,130.00	0.0411	\$ 45,864.92
Reserve Fund	U.S. Treasury Bond/Note/Bill	91282CBS9	U.S. Treasury Note	AAA	06/30/2023	\$ 246,082.48	03/31/2028	\$ 280,000	\$ 254,298.80	0.0408	\$ 47,752.68
Reserve Fund	U.S. Treasury Bond/Note/Bill	91282CCY5	U.S. Treasury Note	AAA	12/29/2023	\$ 286,977.99	09/30/2028	\$ 322,000	\$ 287,777.84	0.0377	\$ 51,486.92
Reserve Fund	U.S. Treasury Bond/Note/Bill	91282CEV9	U.S. Treasury Note	AAA	07/02/2024	\$ 594,431.25	06/30/2029	\$ 625,000	\$ 596,393.75	0.0435	\$ 129,217.95
Reserve Fund	U.S. Treasury Bond/Note/Bill	91282CFLO	U.S. Treasury Note	AAA	09/26/2024	\$ 300,723.00	09/30/2029	\$ 295,000	\$ 288,583.75	0.0345	\$ 52,016.84
			U.S. Treasury Bond/Note/Bill			\$ 2,646,048		\$ 2,782,000	\$ 2,669,634		\$ 448,446.26
			Custodial Account Subtotals			\$ 7,398,761		\$ 7,533,610	\$ 7,456,333		\$ 1,214,863.15
Reserve Fund	JPA Investment Pool	N/A	CAMP	N/A	N/A	\$ 1,904,685	N/A	\$ 1,904,685	\$ 1,904,685	VARIES	VARIES
Reserve Fund	LAIF	N/A	LOCAL AGENCY INVESTMENT FUND	N/A	N/A	\$ 17,088	N/A	\$ 17,088	\$ 17,088	VARIES	VARIES
			POOLED INVESTMENTS			\$ 1,921,772		\$ 1,921,772	\$ 1,921,772		
			ALL INVESTMENTS			\$ 9,320,533		\$ 9,455,382	\$ 9,378,106		

Los Osos Community Services District
Summary of Cash and Investments for the Quarter Ended December 31, 2024

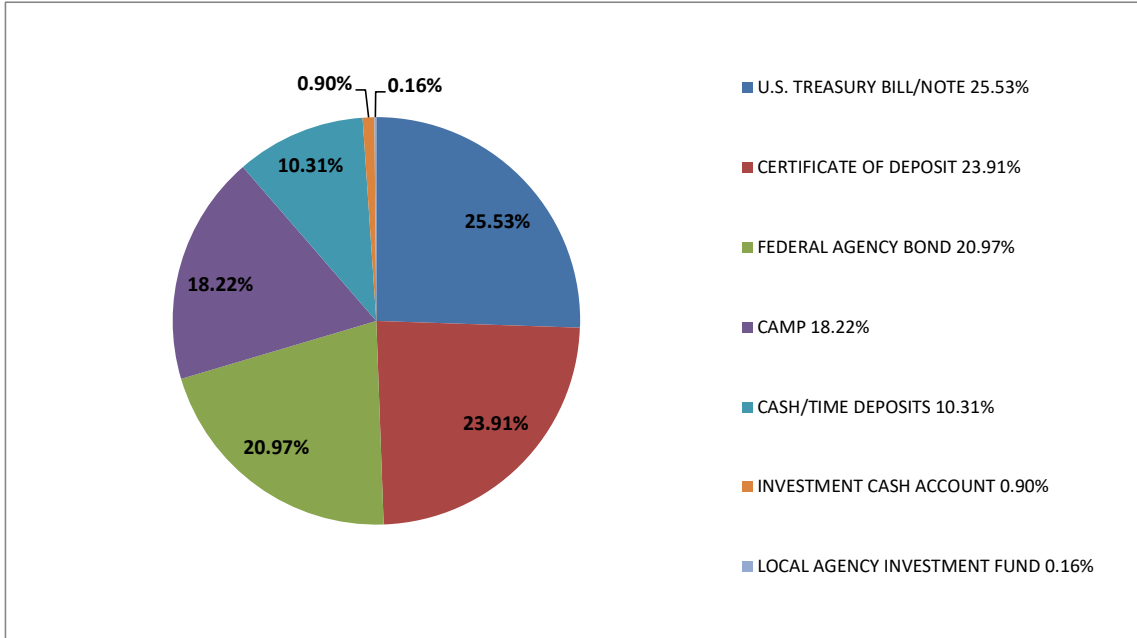
Portfolio Assets	Par Value (1)	Market Value (2)	Book Value (3)	% of Portfolio
Cash & Investments Held by District				
Investment Portfolio				
Managed Investments				
U.S. Bank Custodial Cash Account	\$ 94,610	\$ 94,610	\$ 94,610	0.91%
U.S. Treasury Bill/ Note	2,782,000	2,669,634	2,646,048	25.45%
Federal Agency Bond	2,190,000	2,192,249	2,191,103	21.07%
Certificate of Deposit	2,467,000	2,499,841	2,467,000	23.72%
Managed Investments Subtotal	\$ 7,533,610	\$ 7,456,333	\$ 7,398,761	71.15%
Pooled Investments				
State of CA Local Agency Investment Fund	\$ 17,088	\$ 17,088	\$ 17,088	0.16%
CAMP	1,904,685	1,904,685	1,904,685	18.32%
Pooled Investments Subtotal	\$ 1,921,772	\$ 1,921,772	\$ 1,921,772	18.48%
Investment Portfolio Subtotal	\$ 9,455,382	\$ 9,378,106	\$ 9,320,533	89.63%
Cash/Time Deposits	\$ 1,078,454	\$ 1,078,454	\$ 1,078,454	10.37%
Funds Available for Investment	\$ 10,533,836	\$ 10,456,559	\$ 10,398,987	100.00%
Accrued Interest	\$ 57,044	\$ 57,044	\$ 57,044	
Total Cash & Investments Held by District	\$ 10,590,879	\$ 10,513,603	\$ 10,456,030	

Notes:

1. Par value is the principal amount of the investment on maturity.
2. Market values contained herein are received from sources we believe are reliable; however, we do not guarantee their accuracy.
3. Book value is par value of the security plus or minus any premium or discount on the security.

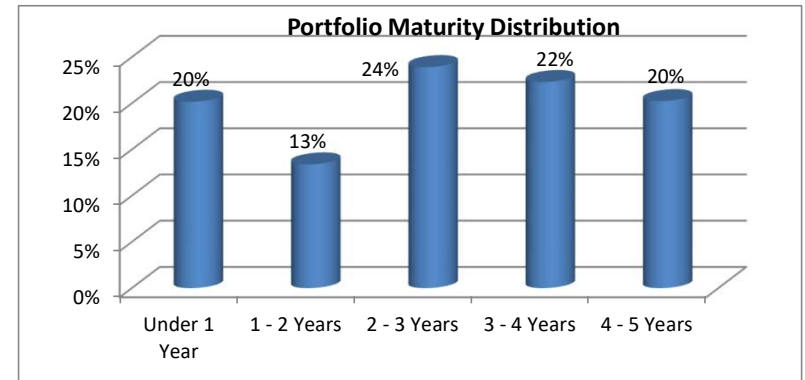
**Los Osos Community Services District
Investment Report for the Quarter Ended December 31, 2024**

Investment Portfolio Summary and Key Statistics



Portfolio Key Statistics	
PAR Value	\$ 9,455,382
Book Value (COST)	\$ 9,320,533
Market Value	\$ 9,378,106
Weighted Average Maturity (in years)	2.58
Weighted Yield to Maturity*	4.46%

*Note: Cash/time deposits not included in WYTM



Excludes Pooled Investments and U.S. Bank Custodial Cash Account

U.S. Treasury Yields - Quarterly Comparison

Maturity	Dec 2024	Sep-24	Change
3-Month	4.37%	4.73%	-0.36%
1-Year	4.16%	3.98%	0.18%
2-Year	4.25%	3.66%	0.59%
3-Year	4.27%	3.58%	0.69%
5-Year	4.38%	3.58%	0.80%
10-Year	4.58%	3.81%	0.77%

2-Year U.S. Treasury Yield - Historical Data

Dec 2024	Dec 2023	Dec 2022	Dec 2021
4.25%	4.23%	4.41%	0.73%

Portfolio Maturity	PAR Maturing	% Maturing
Under 1 Year	\$ 1,500,000	20%
1 - 2 Years	\$ 996,000	13%
2 - 3 Years	\$ 1,779,000	24%
3 - 4 Years	\$ 1,659,000	22%
4 - 5 Years	\$ 1,505,000	20%
Total	\$ 7,439,000	100%

Interest Earnings	FY 23-24	FY 24-25	Change
Oct	\$ 33,801	\$ 35,280	\$ 1,479
Nov	\$ 33,871	\$ 34,610	\$ 739
Dec	\$ 35,206	\$ 37,326	\$ 2,120
Total for Quarter	\$ 102,879	\$ 107,216	\$ 4,337

Note: Interest Earnings figures do not include capital gains or losses

California State Treasurer
Fiona Ma, CPA



Local Agency Investment Fund
P.O. Box 942809
Sacramento, CA 94209-0001
(916) 653-3001

January 02, 2025

[LAIF Home](#)
[PMIA Average Monthly Yields](#)

LOS OSOS COMMUNITY SERVICES DISTRICT

GENERAL MANAGER
P.O. BOX 6064
LOS OSOS, CA 93412

[Tran Type Definitions](#)



Account Number:

December 2024 Statement




Account Summary

Total Deposit:	0.00	Beginning Balance:	17,087.85
Total Withdrawal:	0.00	Ending Balance:	17,087.85

RETURN SERVICE REQUESTED

LOS OSOS COMMUNITY SERVICES DISTRICT
 BANKRUPTCY CASE NO 06-10548-RR
 BY LOS OSOS CSD DEBTOR-IN-POSSESSION
 PO BOX 6064
 LOS OSOS CA 93412-6064

Managing Your Accounts

-  Client Services 800.797.6324
-  Online www.mechanicsbank.com
-  Mobile Download Our Mobile Apps

Learn 10 ways to protect yourself against check fraud

Go to MechanicsBank.com/CheckWashing



Summary of Accounts

Account Type	Account Number	Ending Balance
PUBLIC CHECKING	XXXXXXXXXX	\$102,793.69

PUBLIC CHECKING - XXXXXXXXX

Account Summary

Date	Description	Amount
11/30/2024	Beginning Balance	\$102,793.69
	0 Credit(s) This Period	\$0.00
	0 Debit(s) This Period	\$0.00
12/31/2024	Ending Balance	\$102,793.69




Overdraft and Returned Item Fees

	Total for this period	Total year-to-date
Total Overdraft Fees	\$0.00	\$0.00
Total Returned Item Fees	\$0.00	\$0.00

RETURN SERVICE REQUESTED

LOS OSOS COMMUNITY SERVICES DISTRICT
 PO BOX 6064
 LOS OSOS CA 93412-6064

Managing Your Accounts

-  Client Services 800.797.6324
-  Online www.mechanicsbank.com
-  Mobile Download Our Mobile Apps

**Learn 10 ways to
 protect yourself
 against check fraud**

Go to MechanicsBank.com/CheckWashing



Summary of Accounts

Account Type	Account Number	Ending Balance
PUBLIC CHECKING	XXXXXXXXXX	\$533,495.35

PUBLIC CHECKING - XXXXXXXXX

Account Summary

Date	Description	Amount
11/30/2024	Beginning Balance	\$260,437.33
	126 Credit(s) This Period	\$498,555.71
	71 Debit(s) This Period	\$225,497.69
12/31/2024	Ending Balance	\$533,495.35

Deposits

Date	Description	Amount
12/03/2024	DEPOSIT	\$240.00
12/03/2024	DEPOSIT	\$310.00
12/03/2024	DEPOSIT	\$560.25
12/03/2024	DEPOSIT	\$54,913.68
12/06/2024	DEPOSIT	\$100.00
12/06/2024	DEPOSIT	\$10,000.00
12/11/2024	DEPOSIT	\$5.50
12/11/2024	DEPOSIT	\$50.00

PUBLIC CHECKING - XXXXXXXX(continued)
Deposits (continued)

Date	Description	Amount
12/11/2024	DEPOSIT	\$120.00
12/11/2024	DEPOSIT	\$320.00
12/11/2024	DEPOSIT	\$1,000.87
12/13/2024	DEPOSIT	\$516.00
12/18/2024	DEPOSIT	\$11.00
12/18/2024	DEPOSIT	\$125.00
12/18/2024	DEPOSIT	\$225.00
12/18/2024	DEPOSIT	\$352.00

Electronic Credits

Date	Description	Amount
12/02/2024	BANKCARD MTOT DEP 510159341150076	\$207.20
12/02/2024	BANKCARD MTOT DEP 510159341150076	\$651.05
12/02/2024	CHECKFREE LOS OSOS C 8888006456	\$1,629.74
12/02/2024	Remote Deposit	\$932.22
12/02/2024	Remote Deposit	\$1,559.82
12/02/2024	Remote Deposit	\$2,456.93
12/02/2024	Remote Deposit	\$18,876.84
12/03/2024	TRANSFER PAYMENTUS LOCS D UTILITY PAYMENT	\$125.55
12/03/2024	TRANSFER PAYMENTUS LOCS D UTILITY PAYMENT	\$157.14
12/03/2024	METAVANTE CORP BILL PAYMT 00385	\$269.45
12/03/2024	BANKCARD BTOT DEP 510159341150076	\$636.80
12/03/2024	BANKCARD BTOT DEP 510159341150076	\$759.34
12/03/2024	CHECKFREE LOS OSOS C 8888006456	\$2,277.36
12/03/2024	Remote Deposit	\$6,244.16
12/04/2024	METAVANTE CORP BILL PAYMT 00472	\$209.85
12/04/2024	BANKCARD BTOT DEP 510159341150076	\$380.65
12/04/2024	CHECKFREE LOS OSOS C 8888006456	\$2,320.65
12/04/2024	Remote Deposit	\$2,843.30
12/05/2024	TRANSFER PAYMENTUS LOCS D UTILITY PAYMENT	\$238.24
12/05/2024	BANKCARD MTOT DEP 510159341150076	\$563.53
12/05/2024	CHECKFREE LOS OSOS C 8888006456	\$1,922.46
12/05/2024	Remote Deposit	\$4,715.80
12/06/2024	METAVANTE CORP BILL PAYMT 00158	\$225.15
12/06/2024	TRANSFER PAYMENTUS LOCS D UTILITY PAYMENT	\$400.55
12/06/2024	BANKCARD BTOT DEP 510159341150076	\$511.05
12/06/2024	COUNTY OF SAN LU VENDOR PAY	\$633.25
12/06/2024	CHECKFREE LOS OSOS C 8888006456	\$762.90
12/06/2024	VENDOR PAY COUNTY OF SAN LU RMR* OI* TCCFFY25NOVME* * 167452.01* 167452.01* 0.00\	\$167,452.01
12/06/2024	Remote Deposit	\$6,502.81
12/09/2024	TRANSFER PAYMENTUS LOCS D UTILITY PAYMENT	\$423.81
12/09/2024	BANKCARD MTOT DEP 510159341150076	\$649.38
12/09/2024	BANKCARD MTOT DEP 510159341150076	\$1,320.46
12/09/2024	CHECKFREE LOS OSOS C 8888006456	\$1,854.30
12/09/2024	Remote Deposit	\$12,849.35
12/10/2024	TRANSFER PAYMENTUS LOCS D UTILITY PAYMENT	\$200.00
12/10/2024	BANKCARD MTOT DEP 510159341150076	\$397.95
12/10/2024	TRANSFER PAYMENTUS LOCS D UTILITY PAYMENT	\$400.00
12/10/2024	CHECKFREE LOS OSOS C 8888006456	\$1,310.66
12/10/2024	Remote Deposit	\$50.00
12/10/2024	Remote Deposit	\$586.72
12/10/2024	Remote Deposit	\$10,368.26
12/11/2024	METAVANTE CORP BILL PAYMT 00353	\$583.85
12/11/2024	BANKCARD MTOT DEP 510159341150076	\$1,065.01
12/11/2024	CHECKFREE LOS OSOS C 8888006456	\$1,947.51
12/12/2024	TRANSFER PAYMENTUS LOCS D UTILITY PAYMENT	\$375.55
12/12/2024	BANKCARD MTOT DEP 510159341150076	\$877.91

PUBLIC CHECKING - XXXXXXXX (continued)
Electronic Credits (continued)

Date	Description	Amount
12/12/2024	CHECKFREE LOS OSOS C 8888006456	\$1,838.30
12/12/2024	Remote Deposit	\$4,960.72
12/13/2024	TRANSFER PAYMENTUS LOCS D UTILITY PAYMENT	\$278.30
12/13/2024	METAVANTE CORP BILL PAYMT 05716	\$419.90
12/13/2024	BANKCARD MTOT DEP 510159341150076	\$559.70
12/13/2024	CHECKFREE LOS OSOS C 8888006456	\$4,666.16
12/13/2024	Remote Deposit	\$4,477.07
12/13/2024	Remote Deposit	\$5,278.21
12/16/2024	TRANSFER PAYMENTUS LOCS D UTILITY PAYMENT	\$172.60
12/16/2024	CHECKFREE LOS OSOS C 8888006456	\$225.35
12/16/2024	BANKCARD MTOT DEP 510159341150076	\$369.17
12/16/2024	BANKCARD MTOT DEP 510159341150076	\$1,219.14
12/16/2024	BANKCARD MTOT DEP 510159341150076	\$1,267.71
12/16/2024	Remote Deposit	\$11,386.53
12/17/2024	TRANSFER PAYMENTUS LOCS D UTILITY PAYMENT	\$183.15
12/17/2024	CHECKFREE LOS OSOS C 8888006456	\$355.92
12/17/2024	TRANSFER PAYMENTUS LOCS D UTILITY PAYMENT	\$427.73
12/17/2024	BANKCARD MTOT DEP 510159341150076	\$1,662.25
12/18/2024	CHECKFREE LOS OSOS C 8888006456	\$430.00
12/18/2024	BANKCARD MTOT DEP 510159341150076	\$580.90
12/18/2024	TRANSFER PAYMENTUS LOCS D UTILITY PAYMENT	\$658.50
12/18/2024	LOCS D LOCS D BILL XXXXX4518	\$8,957.70
12/18/2024	LOCS D LOCS D BILL XXXXX4518	\$11,055.97
12/18/2024	LOCS D LOCS D BILL XXXXX4518	\$11,285.20
12/18/2024	LOCS D LOCS D BILL XXXXX4518	\$18,072.72
12/18/2024	LOCS D LOCS D BILL XXXXX4518	\$21,260.15
12/18/2024	Remote Deposit	\$589.54
12/18/2024	Remote Deposit	\$1,384.03
12/18/2024	Remote Deposit	\$21,963.71
12/19/2024	TRANSFER PAYMENTUS LOCS D UTILITY PAYMENT	\$291.10
12/19/2024	CHECKFREE LOS OSOS C 8888006456	\$754.83
12/19/2024	BANKCARD MTOT DEP 510159341150076	\$2,151.20
12/19/2024	Remote Deposit	\$2,093.50
12/20/2024	BANKCARD MTOT DEP 510159341150076	\$98.30
12/20/2024	TRANSFER PAYMENTUS LOCS D UTILITY PAYMENT	\$381.20
12/20/2024	CHECKFREE LOS OSOS C 8888006456	\$519.08
12/20/2024	Remote Deposit	\$1,852.66
12/23/2024	CHECKFREE LOS OSOS C 8888006456	\$33.75
12/23/2024	BANKCARD MTOT DEP 510159341150076	\$138.11
12/23/2024	BANKCARD MTOT DEP 510159341150076	\$291.26
12/24/2024	TRANSFER PAYMENTUS LOCS D UTILITY PAYMENT	\$250.00
12/24/2024	CHECKFREE LOS OSOS C 8888006456	\$429.17
12/24/2024	BANKCARD MTOT DEP 510159341150076	\$601.00
12/26/2024	TRANSFER PAYMENTUS LOCS D UTILITY PAYMENT	\$212.45
12/26/2024	BANKCARD MTOT DEP 510159341150076	\$308.15
12/26/2024	METAVANTE CORP BILL PAYMT 02725	\$338.45
12/26/2024	BANKCARD MTOT DEP 510159341150076	\$556.00
12/26/2024	CHECKFREE LOS OSOS C 8888006456	\$699.50
12/26/2024	Remote Deposit	\$85.00
12/27/2024	CHECKFREE LOS OSOS C 8888006456	\$533.24
12/27/2024	BANKCARD MTOT DEP 510159341150076	\$1,267.38
12/27/2024	Remote Deposit	\$7,612.16
12/30/2024	TRANSFER PAYMENTUS LOCS D UTILITY PAYMENT	\$50.00
12/30/2024	METAVANTE CORP BILL PAYMT 00234	\$80.00
12/30/2024	BANKCARD MTOT DEP 510159341150076	\$225.35
12/30/2024	CHECKFREE LOS OSOS C 8888006456	\$1,054.31
12/30/2024	Remote Deposit	\$962.80
12/30/2024	Remote Deposit	\$3,791.55

PUBLIC CHECKING - XXXXXXXX (continued)
Electronic Credits (continued)

Date	Description	Amount
12/31/2024	METAVANTE CORP BILL PAYMT 01461	\$101.60
12/31/2024	BANKCARD MTOT DEP 510159341150076	\$150.96
12/31/2024	TRANSFER PAYMENTUS LOCS D UTILITY PAYMENT	\$151.50
12/31/2024	TRANSFER PAYMENTUS LOCS D UTILITY PAYMENT	\$652.80
12/31/2024	TRANSFER PAYMENTUS LOCS D UTILITY PAYMENT	\$780.71
12/31/2024	CHECKFREE LOS OSOS C 8888006456	\$2,494.49

Electronic Debits

Date	Description	Amount
12/02/2024	UAL	\$13,366.25
12/03/2024	Pitney Purchase DIRECT DEB PBPurchasPwr	\$149.18
12/03/2024	ALLIED DELTA BILLPAY B2433778227607	\$737.18
12/05/2024	SO CAL GAS PAID SCGC 1714158018	\$1.66
12/05/2024	SO CAL GAS PAID SCGC 0501172047	\$1.67
12/05/2024	SO CAL GAS PAID SCGC 1735158010	\$16.45
12/06/2024	OFCDEPOT ECHECK WEB PAY OfficeDepot	\$89.50
12/06/2024	MINER S ACE HARD 8054890158 M120781580612	\$321.93
12/06/2024	MINER S ACE HARD 8054890158 M120781571678	\$505.52
12/10/2024	12.13.24 Payroll	\$51,939.77
12/12/2024	LOS OSOS COMMUNI SDRMA-H466 121102036	\$33.20
12/12/2024	LOS OSOS COMMUNI Coverall D 121102036	\$271.00
12/12/2024	CARDMEMBER SERV WEB PYMT ***** 1514	\$6,274.43
12/13/2024	EDI PYMNTS +Lincoln Nationa RMR* IV* 91000011305414283600ARDIS-PREM\	\$944.71
12/18/2024	HUMANA, INC. INS PYMT 278135781001278	\$170.39
12/18/2024	LOS OSOS COMMUNI OptimizedI 121102036	\$971.14
12/20/2024	Health Insurance	\$6,670.36
12/20/2024	Your Answering S Your Answe ST-J8K4N2B8B3O1	\$136.26
12/23/2024	Payroll	\$46,734.36
12/23/2024	EDI/ACH VISION SERVICE P RMR* IV* XXXXXX5373* * 189.82\	\$189.82
12/23/2024	EDI PYMNTS Golden State Wat NTE* OBI* {"accountId":"XXXXXX0000"}\	\$398.11
12/23/2024	PGANDE WEB ONLINE 16075779122024	\$13,136.18
12/31/2024	SO CAL GAS PAID SCGC 1714158018	\$35.90
12/31/2024	SO CAL GAS PAID SCGC 0501172047	\$43.79
12/31/2024	SO CAL GAS PAID SCGC 1735158010	\$93.54
12/31/2024	SO CAL GAS PAID SCGC 1494152227	\$242.07
12/31/2024	WELLS FARGO BANK EFT DEBIT 000000017092791	\$427.94

Other Debits

Date	Description	Amount
12/10/2024	Analysis Charges November 2024	\$560.15
12/20/2024	ACH RETURN JOHN OR DENISE LEDESMA NO ACCOUNT/UNABLE TO LOCATE ACCOUNT	\$184.55
12/20/2024	ACH RETURN Morro Bay Hat Company INSUFFICIENT FUNDS	\$225.35

Checks Cleared

Check Nbr	Date	Amount	Check Nbr	Date	Amount	Check Nbr	Date	Amount
32864	12/06/2024	\$400.00	32925	12/09/2024	\$6,143.31	32934	12/09/2024	\$5,000.00
32885*	12/18/2024	\$600.00	32926	12/09/2024	\$97.86	32935	12/13/2024	\$1,806.50
32910*	12/05/2024	\$3,400.00	32927	12/23/2024	\$35.00	32936	12/09/2024	\$160.88
32911	12/06/2024	\$35.00	32928	12/09/2024	\$147.80	32937	12/18/2024	\$68.68
32919*	12/31/2024	\$300.00	32929	12/12/2024	\$1,050.00	32938	12/09/2024	\$4,216.25
32921*	12/20/2024	\$1,122.58	32930	12/10/2024	\$1,245.22	32939	12/11/2024	\$1,596.95
32922	12/09/2024	\$5,116.25	32931	12/09/2024	\$43.75	32940	12/10/2024	\$2,394.27
32923	12/09/2024	\$3,214.92	32932	12/18/2024	\$2,510.56	32941	12/18/2024	\$121.80
32924	12/20/2024	\$188.04	32933	12/13/2024	\$219.98	32942	12/11/2024	\$1,096.36

PUBLIC CHECKING - XXXXXXXX (continued)
Checks Cleared (continued)

Check Nbr	Date	Amount	Check Nbr	Date	Amount	Check Nbr	Date	Amount
32943	12/12/2024	\$540.00	32948	12/17/2024	\$2,000.00	32954	12/18/2024	\$2,100.00
32944	12/13/2024	\$10,635.00	32950*	12/18/2024	\$2,675.00	32956*	12/24/2024	\$638.68
32945	12/13/2024	\$7,279.00	32951	12/19/2024	\$629.56	32961*	12/26/2024	\$87.50
32946	12/19/2024	\$525.00	32952	12/17/2024	\$87.81	32962	12/27/2024	\$10,000.00
32947	12/17/2024	\$380.74	32953	12/23/2024	\$715.08			

* Indicates skipped check number

Daily Balances

Date	Amount	Date	Amount	Date	Amount
12/02/2024	\$273,384.88	12/11/2024	\$486,532.61	12/20/2024	\$582,721.63
12/03/2024	\$338,992.25	12/12/2024	\$486,416.46	12/23/2024	\$521,976.20
12/04/2024	\$344,746.70	12/13/2024	\$481,726.61	12/24/2024	\$522,617.69
12/05/2024	\$348,766.95	12/16/2024	\$496,367.11	12/26/2024	\$524,729.74
12/06/2024	\$534,002.72	12/17/2024	\$496,527.61	12/27/2024	\$524,142.52
12/09/2024	\$526,959.00	12/18/2024	\$584,261.46	12/30/2024	\$530,306.53
12/10/2024	\$484,133.18	12/19/2024	\$588,397.53	12/31/2024	\$533,495.35




Overdraft and Returned Item Fees

	Total for this period	Total year-to-date
Total Overdraft Fees	\$0.00	\$0.00
Total Returned Item Fees	\$0.00	\$0.00

RETURN SERVICE REQUESTED

LOS OSOS COMMUNITY SERVICES DISTRICT
 PAYROLL ACCOUNT
 PO BOX 6064
 LOS OSOS CA 93412-6064

Managing Your Accounts

-  Client Services 800.797.6324
-  Online www.mechanicsbank.com
-  Mobile Download Our Mobile Apps

**Learn 10 ways to
 protect yourself
 against check fraud**

Go to MechanicsBank.com/CheckWashing



Summary of Accounts

Account Type	Account Number	Ending Balance
PUBLIC CHECKING	XXXXXXXXXX	\$9,156.15

PUBLIC CHECKING - XXXXXXXX

Account Summary

Date	Description	Amount
11/30/2024	Beginning Balance	\$21,265.89
	4 Credit(s) This Period	\$118,710.74
	34 Debit(s) This Period	\$130,820.48
12/31/2024	Ending Balance	\$9,156.15

Electronic Credits

Date	Description	Amount
12/02/2024	UAL	\$13,366.25
12/10/2024	12.13.24 Payroll	\$51,939.77
12/20/2024	Health Insurance	\$6,670.36
12/23/2024	Payroll	\$46,734.36

Electronic Debits

Date	Description	Amount
12/03/2024	1900 CALPERS 100000017751771	\$111.33

PUBLIC CHECKING - XXXXXXXX(continued)
Electronic Debits (continued)

Date	Description	Amount
12/03/2024	1900 CALPERS 100000017751780	\$581.00
12/03/2024	1900 CALPERS 100000017749299	\$2,476.21
12/03/2024	3100 CALPERS 100000017703246	\$3,252.92
12/03/2024	3100 CALPERS 100000017703206	\$3,934.00
12/03/2024	1900 CALPERS 100000017751762	\$4,916.50
12/03/2024	1900 CALPERS 100000017751846	\$7,757.42
12/13/2024	EXPERTPAY EXPERTPAY 770504518	\$333.23
12/13/2024	EMPLOYMENT DEVEL EDD EFTPMT 1147696992	\$2,178.58
12/13/2024	IRS USATAXPYMT 270474851076460	\$7,045.49
12/13/2024	LOS OSOS COMMUNI PAYROLL XXXXX2036	\$28,526.88
12/16/2024	3100 CALPERS 100000017732833	\$2,271.26
12/16/2024	1900 CALPERS 100000017758148	\$2,476.21
12/16/2024	3100 CALPERS 100000017732795	\$3,934.00
12/23/2024	1800 CALPERS 100000017773563	\$6,670.36
12/27/2024	EXPERTPAY EXPERTPAY 770504518	\$333.23
12/27/2024	EMPLOYMENT DEVEL EDD EFTPMT 1781854048	\$2,014.81
12/27/2024	IRS USATAXPYMT 270476281038146	\$6,083.98
12/27/2024	LOS OSOS COMMUNI PAYROLL XXXXX2036	\$26,072.91
12/30/2024	3100 CALPERS 100000017732852	\$1,986.90
12/30/2024	1900 CALPERS 100000017778206	\$2,476.21
12/30/2024	3100 CALPERS 100000017732814	\$3,934.00

Checks Cleared

Check Nbr	Date	Amount	Check Nbr	Date	Amount	Check Nbr	Date	Amount
6117	12/02/2024	\$369.84	6135	12/05/2024	\$771.50	6140*	12/13/2024	\$2,560.00
6123*	12/03/2024	\$48.17	6136	12/02/2024	\$2,505.15	6141	12/20/2024	\$363.40
6130*	12/13/2024	\$420.48	6137	12/13/2024	\$406.29	6142	12/20/2024	\$473.04
6134*	12/13/2024	\$52.55	6138	12/19/2024	\$1,008.11	6147*	12/27/2024	\$2,474.52

* Indicates skipped check number

Daily Balances

Date	Amount	Date	Amount	Date	Amount
12/02/2024	\$31,757.15	12/13/2024	\$18,324.37	12/23/2024	\$54,532.71
12/03/2024	\$8,679.60	12/16/2024	\$9,642.90	12/27/2024	\$17,553.26
12/05/2024	\$7,908.10	12/19/2024	\$8,634.79	12/30/2024	\$9,156.15
12/10/2024	\$59,847.87	12/20/2024	\$14,468.71		




Overdraft and Returned Item Fees

	Total for this period	Total year-to-date
Total Overdraft Fees	\$0.00	\$0.00
Total Returned Item Fees	\$0.00	\$0.00

RETURN SERVICE REQUESTED

LOS OSOS COMMUNITY SERVICES DISTRICT
 PO BOX 6064
 LOS OSOS CA 93412-6064

Managing Your Accounts

-  Client Services 800.797.6324
-  Online www.mechanicsbank.com
-  Mobile Download Our Mobile Apps

Learn 10 ways to protect yourself against check fraud

Go to MechanicsBank.com/CheckWashing



The "Per Check Charge" defined on your statement represents a \$15 charge for each check that exceeds the six check limitation on your account. Refer to Mechanics Bank's Account Agreement for additional information.

Summary of Accounts

Account Type	Account Number	Ending Balance
PUBLIC MONEY MARKET	XXXXXXXX	\$433,008.37

PUBLIC MONEY MARKET - XXXXXXXX

Account Summary

Date	Description	Amount
11/30/2024	Beginning Balance	\$431,280.41
	1 Credit(s) This Period	\$1,727.96
	0 Debit(s) This Period	\$0.00
12/31/2024	Ending Balance	\$433,008.37

Interest Summary

Description	Amount
Interest Earned From 11/30/2024 Through 12/31/2024	
Annual Percentage Yield Earned	4.67%
Interest Days	32
Interest Earned	\$1,727.96
Interest Paid This Period	\$1,727.96
Interest Paid Year-to-Date	\$17,432.61

Other Credits

Date	Description	Amount
12/31/2024	INTEREST	\$1,727.96

PUBLIC MONEY MARKET - XXXXXXXXX(continued)

Daily Balances

Date	Amount
12/31/2024	\$433,008.37

Overdraft and Returned Item Fees

	Total for this period	Total year-to-date
Total Overdraft Fees	\$0.00	\$0.00
Total Returned Item Fees	\$0.00	\$0.00



Account Statement - Transaction Summary

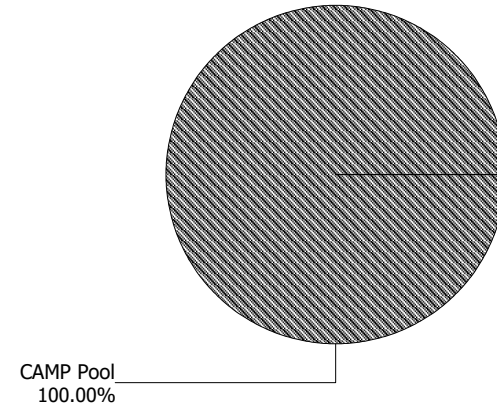
For the Month Ending **December 31, 2024**

Los Osos Community Services District - Los Osos Community Services District -

CAMP Pool	
Opening Market Value	1,897,089.16
Purchases	7,595.36
Redemptions	0.00
Unsettled Trades	0.00
Change in Value	0.00
Closing Market Value	\$1,904,684.52
Cash Dividends and Income	7,595.36

Asset Summary	December 31, 2024	November 30, 2024
CAMP Pool	1,904,684.52	1,897,089.16
Total	\$1,904,684.52	\$1,897,089.16

Asset Allocation	
CAMP Pool	100.00%





Account Statement

For the Month Ending **December 31, 2024**

Los Osos Community Services District - Los Osos Community Services District -

Trade Date	Settlement Date	Transaction Description	Share or Unit Price	Dollar Amount of Transaction	Total Shares Owned
CAMP Pool					
Opening Balance					1,897,089.16
12/31/24	01/02/25	Accrual Income Div Reinvestment - Distributions	1.00	7,595.36	1,904,684.52
Closing Balance					1,904,684.52

	Month of December	Fiscal YTD July-December		
Opening Balance	1,897,089.16	1,311,679.96	Closing Balance	1,904,684.52
Purchases	7,595.36	593,004.56	Average Monthly Balance	1,897,334.17
Redemptions (Excl. Checks)	0.00	0.00	Monthly Distribution Yield	4.73%
Check Disbursements	0.00	0.00		
Closing Balance	1,904,684.52	1,904,684.52		
Cash Dividends and Income	7,595.36	43,004.56		



Account Name: Los Osos Community Services District Limited Obligation Refunding Bonds Wastewater Assessment District No. 1
(Reassessment and Refunding of 2019) Redemption Fund

December 1, 2024 to December 31, 2024

MARKET VALUE DETAIL

	Current Period 12/01/24 to 12/31/24	Year-to-Date 01/01/24 to 12/31/24
Beginning Market Value	\$331,951.36	\$383,248.62
Receipts		
Cash Receipts	124,779.16	1,037,675.53
Total Receipts	\$124,779.16	\$1,037,675.53
Disbursements		
Cash Disbursements		-1,042,907.85
Total Disbursements	\$0.00	-\$1,042,907.85
Transfers		49,314.50
Asset Activity		
Taxable Dividends	956.44	30,806.64
Change in Accrued Income	539.58	89.10
Total Asset Activity	\$1,496.02	\$30,895.74
Net Change in Market Value	\$126,275.18	\$74,977.92
Ending Market Value	\$458,226.54	\$458,226.54



Account Name: Los Osos Community Services District Limited Obligation Refunding Bonds Wastewater Assessment District No. 1
(Reassessment and Refunding of 2019) Redemption Fund

December 1, 2024 to December 31, 2024

ASSET SUMMARY

Assets	Current Period Market Value	% of Total	Estimated Annual Income
Cash and Cash Equivalents	456,730.52	99.67	18,574.12
Total Assets	\$456,730.52	99.67	\$18,574.12
Accrued Income	1,496.02	0.33	
Total Market Value	\$458,226.54	100.00	



Account Name: Los Osos Community Services District Limited Obligation Refunding Bonds Wastewater Assessment District No. 1
(Reassessment and Refunding of 2019) Redemption Fund

December 1, 2024 to December 31, 2024

CASH SUMMARY

	Income Cash	Principal Cash	Total Cash
Beginning Balance 12/01/24	\$0.00	\$0.00	\$0.00
Taxable Dividends	956.44		956.44
Cash Receipts		124,779.16	124,779.16
Transfers	-956.44	956.44	0.00
Net Money Market Activity		-125,735.60	-125,735.60
Ending Balance 12/31/24	\$0.00	\$0.00	\$0.00



Account Name: Los Osos Community Services District Limited Obligation Refunding Bonds Wastewater Assessment District No. 1
(Reassessment and Refunding of 2019) Redemption Fund

December 1, 2024 to December 31, 2024

ASSET DETAIL

Security Description	Shares/Face Amt	Price	Market Value	Tax Cost/ Unit Cost	Unrealized Gain Loss	Percent of Total Portfolio	Estimated Annual Income	Estimated Current Yield	Accrued Income
Cash and Cash Equivalents									
U.S. Money Markets									
FIRST AMERICAN FUNDS INC SHS -Y-TREASURY OBLIGATIONS FUND 3801 31846V807; FOCXX	456,730.520	1.0000	456,730.52	456,730.52 1.00	0.00	99.67	18,574.12	4.07	1,496.02
Total U.S. Money Markets			\$456,730.52	\$456,730.52	\$0.00	99.67	\$18,574.12		\$1,496.02
Total Cash and Cash Equivalents			\$456,730.52	\$456,730.52	\$0.00	99.67	\$18,574.12		\$1,496.02
Total Assets			\$456,730.52	\$456,730.52	\$0.00	99.67	\$18,574.12		\$1,496.02
Accrued Income			\$1,496.02	\$1,496.02		0.33			
Grand Total			\$458,226.54	\$458,226.54		100.00			
Estimated Current Yield								4.07	

ASSET DETAIL MESSAGES

Time of trade execution and trading party (if not disclosed) will be provided upon request.

When reliable third-party pricing cannot be obtained, assets are valued based on internal fair value methodologies. The values shown may not reflect actual market pricing to be realized upon a sale. While U.S. Bank believes its valuation methods are appropriate and consistent with those used by other market participants, the use of different methodologies could lead to a different measurement of fair value at reporting date.

Estimated Current Yield, Estimated Annual Income, and Accrued Income are estimates provided for informational purposes only and should not be relied on for making investment, trading, or tax decisions. The estimates may not represent the actual value earned by your investments and they provide no guarantee of what your investments may earn in the future.



Account Name: Los Osos Community Services District Limited Obligation Refunding Bonds Wastewater Assessment District No. 1
(Reassessment and Refunding of 2019) Redemption Fund

December 1, 2024 to December 31, 2024

TRANSACTION DETAIL

Date	Activity	Description	Income Cash	Principal Cash	Tax Cost	Estimated Gain/Loss
Beginning Balance 12/01/24			\$0.00	\$0.00	\$330,994.92	
12/02/24	Asset Income	Daily Rate Income on FIRST AMERICAN FUNDS INC SHS -Y-TREASURY OBLIGATIONS FUND 3801 For Period of 11/01/24 to 11/30/24 Due on 12/02/24, Trade Date 12/02/24, Contractual Settlement Date 12/02/24, CUSIP 31846V807, TICKER FOCXX	956.44			
12/02/24	Purchases	Purchase 956.44 Units of FIRST AMERICAN FUNDS INC SHS -Y-TREASURY OBLIGATIONS FUND 3801 @ \$1.00, Trade Date 12/02/24, Contractual Settlement Date 12/02/24, CUSIP 31846V807, TICKER FOCXX		-956.44	956.44	
12/03/24	Transfers	Cash Disbursement - Portfolio Transfer via Transfer, TRANSFER TO CAPITAL	-956.44			
12/03/24	Transfers	Cash Receipt - Portfolio Transfer via Transfer , TRANSFER FROM INCOME		956.44		
12/06/24	Cash Receipts	Cash Receipt via Wire , PAR NO 241205B02CWQ		124,779.16		
12/09/24	Purchases	Purchase 124,779.16 Units of FIRST AMERICAN FUNDS INC SHS -Y-TREASURY OBLIGATIONS FUND 3801 @ \$1.00, Trade Date 12/09/24, Contractual Settlement Date 12/09/24, CUSIP 31846V807, TICKER FOCXX		-124,779.16	124,779.16	
Ending Balance 12/31/24			\$0.00	\$0.00	\$456,730.52	\$0.00

TRANSACTION DETAIL MESSAGES

Estimates should not be used for tax purposes



Account Name: Los Osos Community Services District Limited Obligation Refunding Bonds Wastewater Assessment District No. 1
(Reassessment and Refunding of 2019) Prepayment Fund

December 1, 2024 to December 31, 2024

MARKET VALUE DETAIL

	Current Period 12/01/24 to 12/31/24	Year-to-Date 01/01/24 to 12/31/24
Beginning Market Value	\$7,821.54	\$7,485.92
Asset Activity		
Taxable Dividends	27.46	367.04
Change in Accrued Income	0.14	-3.82
Total Asset Activity	\$27.60	\$363.22
Net Change In Market Value	\$27.60	\$363.22
Ending Market Value	\$7,849.14	\$7,849.14



Account Name: Los Osos Community Services District Limited Obligation Refunding Bonds Wastewater Assessment District No. 1
(Reassessment and Refunding of 2019) Prepayment Fund

December 1, 2024 to December 31, 2024

ASSET SUMMARY

Assets	Current Period Market Value	% of Total	Estimated Annual Income
Cash and Cash Equivalents	7,821.54	99.65	318.08
Total Assets	\$7,821.54	99.65	\$318.08
Accrued Income	27.60	0.35	
Total Market Value	\$7,849.14	100.00	



Account Name: Los Osos Community Services District Limited Obligation Refunding Bonds Wastewater Assessment District No. 1
(Reassessment and Refunding of 2019) Prepayment Fund

December 1, 2024 to December 31, 2024

CASH SUMMARY

	Income Cash	Principal Cash	Total Cash
Beginning Balance 12/01/24	\$0.00	\$0.00	\$0.00
Taxable Dividends	27.46		27.46
Transfers	-27.46	27.46	0.00
Net Money Market Activity		-27.46	-27.46
Ending Balance 12/31/24	\$0.00	\$0.00	\$0.00



Account Name: Los Osos Community Services District Limited Obligation Refunding Bonds Wastewater Assessment District No. 1
(Reassessment and Refunding of 2019) Prepayment Fund

December 1, 2024 to December 31, 2024

ASSET DETAIL

Security Description

Shares/Face Amt	Price	Market Value	Tax Cost/ Unit Cost	Unrealized Gain Loss	Percent of Total Portfolio	Estimated Annual Income	Estimated Current Yield	Accrued Income
Cash and Cash Equivalents								
U.S. Money Markets								
FIRST AMERICAN FUNDS INC SHS -Y-TREASURY OBLIGATIONS FUND 3801 31846V807; FOCXX								
7,821.540	1.0000	7,821.54	7,821.54 1.00	0.00	99.65	318.08	4.07	27.60
Total U.S. Money Markets		\$7,821.54	\$7,821.54	\$0.00	99.65	\$318.08		\$27.60
Total Cash and Cash Equivalents		\$7,821.54	\$7,821.54	\$0.00	99.65	\$318.08		\$27.60
Total Assets		\$7,821.54	\$7,821.54	\$0.00	99.65	\$318.08		\$27.60
Accrued Income		\$27.60	\$27.60		0.35			
Grand Total		\$7,849.14	\$7,849.14		100.00			

Estimated Current Yield

4.07

ASSET DETAIL MESSAGES

Time of trade execution and trading party (if not disclosed) will be provided upon request.

When reliable third-party pricing cannot be obtained, assets are valued based on internal fair value methodologies. The values shown may not reflect actual market pricing to be realized upon a sale. While U.S. Bank believes its valuation methods are appropriate and consistent with those used by other market participants, the use of different methodologies could lead to a different measurement of fair value at reporting date.

Estimated Current Yield, Estimated Annual Income, and Accrued Income are estimates provided for informational purposes only and should not be relied on for making investment, trading, or tax decisions. The estimates may not represent the actual value earned by your investments and they provide no guarantee of what your investments may earn in the future.



Account Name: Los Osos Community Services District Limited Obligation Refunding Bonds Wastewater Assessment District No. 1
 (Reassessment and Refunding of 2019) Prepayment Fund

December 1, 2024 to December 31, 2024

TRANSACTION DETAIL

Date	Activity	Description	Income Cash	Principal Cash	Tax Cost	Estimated Gain/Loss
Beginning Balance 12/01/24			\$0.00	\$0.00	\$7,794.08	
12/02/24	Asset Income	Daily Rate Income on FIRST AMERICAN FUNDS INC SHS -Y-TREASURY OBLIGATIONS FUND 3801 For Period of 11/01/24 to 11/30/24 Due on 12/02/24, Trade Date 12/02/24, Contractual Settlement Date 12/02/24, CUSIP 31846V807, TICKER FOCXX	27.46			
12/02/24	Purchases	Purchase 27.46 Units of FIRST AMERICAN FUNDS INC SHS -Y-TREASURY OBLIGATIONS FUND 3801 @ \$1.00, Trade Date 12/02/24, Contractual Settlement Date 12/02/24, CUSIP 31846V807, TICKER FOCXX		-27.46	27.46	
12/03/24	Transfers	Cash Receipt - Portfolio Transfer via Transfer , TRANSFER FROM INCOME		27.46		
12/03/24	Transfers	Cash Disbursement - Portfolio Transfer via Transfer, TRANSFER TO CAPITAL	-27.46			
Ending Balance 12/31/24			\$0.00	\$0.00	\$7,821.54	\$0.00

TRANSACTION DETAIL MESSAGES

Estimates should not be used for tax purposes



Account Name: Los Osos Community Services District Limited Obligation Refunding Bonds Wastewater Assessment District No. 1
(Reassessment and Refunding of 2019) Reserve Fund

December 1, 2024 to December 31, 2024

MARKET VALUE DETAIL

	Current Period 12/01/24 to 12/31/24	Year-to-Date 01/01/24 to 12/31/24
Beginning Market Value	\$1,035,570.71	\$1,044,452.85
Transfers		-49,314.50
Asset Activity		
Taxable Interest		25,431.94
Taxable Dividends	345.84	1,912.01
Change in Accrued Income	2,126.66	895.04
Long Term Gains/Losses		3,880.23
Change in Investment Value	-746.37	10,039.27
Total Asset Activity	\$1,726.13	\$42,158.49
Net Change In Market Value	\$1,726.13	-\$7,156.01
Ending Market Value	\$1,037,296.84	\$1,037,296.84

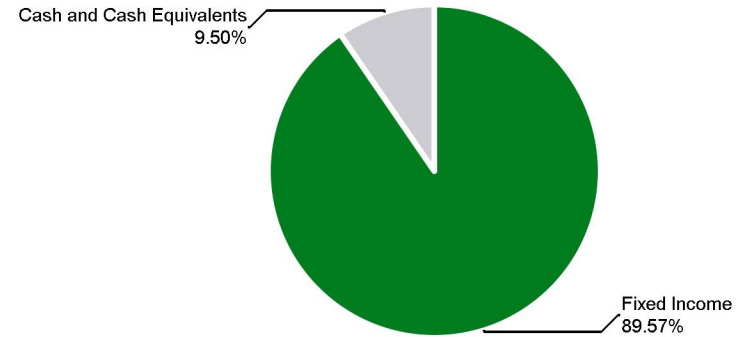


Account Name: Los Osos Community Services District Limited Obligation Refunding Bonds Wastewater Assessment District No. 1
(Reassessment and Refunding of 2019) Reserve Fund

December 1, 2024 to December 31, 2024

ASSET SUMMARY

Assets	Current Period Market Value	% of Total	Estimated Annual Income
Cash and Cash Equivalents	98,500.66	9.50	4,005.78
Fixed Income	929,059.95	89.57	25,062.50
Total Assets	\$1,027,560.61	99.07	\$29,068.28
Accrued Income	9,736.23	0.93	
Total Market Value	\$1,037,296.84	100.00	



Categories with a % of total less than 1% and Accrued Income amounts are suppressed from the Pie Chart



Account Name: Los Osos Community Services District Limited Obligation Refunding Bonds Wastewater Assessment District No. 1
(Reassessment and Refunding of 2019) Reserve Fund
A

December 1, 2024 to December 31, 2024

CASH SUMMARY

	Income Cash	Principal Cash	Total Cash
Beginning Balance 12/01/24	\$0.00	\$0.00	\$0.00
Taxable Dividends	345.84		345.84
Transfers	-345.84	345.84	0.00
Net Money Market Activity		-345.84	-345.84
Ending Balance 12/31/24	\$0.00	\$0.00	\$0.00



Account Name: Los Osos Community Services District Limited Obligation Refunding Bonds Wastewater Assessment District No. 1
(Reassessment and Refunding of 2019) Reserve Fund

December 1, 2024 to December 31, 2024

ASSET DETAIL

Security Description

Shares/Face Amt	Price	Market Value	Tax Cost/ Unit Cost	Unrealized Gain Loss	Percent of Total Portfolio	Estimated Annual Income	Estimated Current Yield	Accrued Income
Cash and Cash Equivalents								
U.S. Money Markets								
FIRST AMERICAN FUNDS INC SHS -Y-TREASURY OBLIGATIONS FUND 3801 31846V807; FOCXX								
98,500.660	1.0000	98,500.66	98,500.66 1.00	0.00	9.50	4,005.78	4.07	347.54
Total U.S. Money Markets		\$98,500.66	\$98,500.66	\$0.00	9.50	\$4,005.78		\$347.54
Total Cash and Cash Equivalents		\$98,500.66	\$98,500.66	\$0.00	9.50	\$4,005.78		\$347.54

Fixed Income

U.S. Government Obligations

U S TREASURY NOTE 1.125 % 15-JAN-2025
91282CDS7; BP82NF8
Standard & Poors Rating: N/A
Moody's Rating: Aaa

200,000.000	99.8850	199,770.00	194,670.40 97.34	5,099.60	19.26	2,250.00	1.13	1,039.40
-------------	---------	------------	---------------------	----------	-------	----------	------	----------

U S TREASURY NOTE 2.75 % 31-AUG-2025
9128284Z0; BG0MNF3
Standard & Poors Rating: N/A
Moody's Rating: Aaa

125,000.000	99.0190	123,773.75	124,413.43 99.53	-639.68	11.93	3,437.50	2.78	1,167.99
-------------	---------	------------	---------------------	---------	-------	----------	------	----------

U S TREASURY NOTE 1.625 % 15-FEB-2026
912828P46; BD2C0G0
Standard & Poors Rating: N/A
Moody's Rating: Aaa

200,000.000	97.1430	194,286.00	198,344.60 99.17	-4,058.60	18.73	3,250.00	1.67	1,227.58
-------------	---------	------------	---------------------	-----------	-------	----------	------	----------



Account Name: Los Osos Community Services District Limited Obligation Refunding Bonds Wastewater Assessment District No. 1
(Reassessment and Refunding of 2019) Reserve Fund

December 1, 2024 to December 31, 2024

ASSET DETAIL (continued)

Security Description

Shares/Face Amt	Price	Market Value	Tax Cost/ Unit Cost	Unrealized Gain Loss	Percent of Total Portfolio	Estimated Annual Income	Estimated Current Yield	Accrued Income
USA TREASURY NTS 4.125 % 15-FEB-2027 91282CKA8; BS2G197 Standard & Poors Rating: N/A Moody's Rating: Aaa								
100,000.000	99.7280	99,728.00	99,490.93 99.49	237.07	9.61	4,125.00	4.14	1,558.08
U S TREASURY NOTE 3.125 % 31-AUG-2027 91282CFH9; UST3127 Standard & Poors Rating: N/A Moody's Rating: Aaa								
116,000.000	97.1200	112,659.20	111,459.94 96.09	1,199.26	10.86	3,625.00	3.22	1,231.70
U S TREASURY NOTE 4.125 % 31-JUL-2028 91282CHQ7; UST0028A Standard & Poors Rating: N/A Moody's Rating: Aaa								
100,000.000	99.3100	99,310.00	99,638.55 99.64	-328.55	9.57	4,125.00	4.15	1,735.66
USA TREASURY NTS 4.25 % 28-FEB-2029 91282CKD2; BMG7NM1 Standard & Poors Rating: N/A Moody's Rating: Aaa								
100,000.000	99.5330	99,533.00	100,535.24 100.54	-1,002.24	9.60	4,250.00	4.27	1,428.28
Total U.S. Government Obligations		\$929,059.95	\$928,553.09	\$506.86	89.57	\$25,062.50		\$9,388.69
Total Fixed Income		\$929,059.95	\$928,553.09	\$506.86	89.57	\$25,062.50		\$9,388.69
Total Assets		\$1,027,560.61	\$1,027,053.75	\$506.86	99.07	\$29,068.28		\$9,736.23



Account Name: Los Osos Community Services District Limited Obligation Refunding Bonds Wastewater Assessment District No. 1
(Reassessment and Refunding of 2019) Reserve Fund

December 1, 2024 to December 31, 2024

ASSET DETAIL (continued)

Security Description									
	Shares/Face Amt	Price	Market Value	Tax Cost/ Unit Cost	Unrealized Gain Loss	Percent of Total Portfolio	Estimated Annual Income	Estimated Current Yield	Accrued Income
Accrued Income			\$9,736.23	\$9,736.23		0.93			
Grand Total			\$1,037,296.84	\$1,036,789.98		100.00			
Estimated Current Yield								2.83	

ASSET DETAIL MESSAGES

Time of trade execution and trading party (if not disclosed) will be provided upon request.

When reliable third-party pricing cannot be obtained, assets are valued based on internal fair value methodologies. The values shown may not reflect actual market pricing to be realized upon a sale. While U.S. Bank believes its valuation methods are appropriate and consistent with those used by other market participants, the use of different methodologies could lead to a different measurement of fair value at reporting date.

Estimated Current Yield, Estimated Annual Income, and Accrued Income are estimates provided for informational purposes only and should not be relied on for making investment, trading, or tax decisions. The estimates may not represent the actual value earned by your investments and they provide no guarantee of what your investments may earn in the future.



Account Name: Los Osos Community Services District Limited Obligation Refunding Bonds Wastewater Assessment District No. 1
 (Reassessment and Refunding of 2019) Reserve Fund

December 1, 2024 to December 31, 2024

TRANSACTION DETAIL

Date	Activity	Description	Income Cash	Principal Cash	Tax Cost	Estimated Gain/Loss
Beginning Balance 12/01/24			\$0.00	\$0.00	\$1,026,707.91	
12/02/24	Asset Income	Daily Rate Income on FIRST AMERICAN FUNDS INC SHS -Y-TREASURY OBLIGATIONS FUND 3801 For Period of 11/01/24 to 11/30/24 Due on 12/02/24, Trade Date 12/02/24, Contractual Settlement Date 12/02/24, CUSIP 31846V807, TICKER FOCXX	345.84			
12/02/24	Purchases	Purchase 345.84 Units of FIRST AMERICAN FUNDS INC SHS -Y-TREASURY OBLIGATIONS FUND 3801 @ \$1.00, Trade Date 12/02/24, Contractual Settlement Date 12/02/24, CUSIP 31846V807, TICKER FOCXX		-345.84	345.84	
12/03/24	Transfers	Cash Disbursement - Portfolio Transfer via Transfer, TRANSFER TO CAPITAL	-345.84			
12/03/24	Transfers	Cash Receipt - Portfolio Transfer via Transfer , TRANSFER FROM INCOME		345.84		
Ending Balance 12/31/24			\$0.00	\$0.00	\$1,027,053.75	\$0.00

TRANSACTION DETAIL MESSAGES

Estimates should not be used for tax purposes



Account Name: Los Osos Community Services District Limited Obligation Refunding Bonds Wastewater Assessment District No. 1
(Reassessment and Refunding of 2019) Reserve Fund

December 1, 2024 to December 31, 2024

BOND SUMMARY

	Par Value	Market Value	Percent of Category
SHORT-TERM MATURITY DETAIL			
30 Days or Less			
U S TREASURY NOTE 1.125 % 15-JAN-2025	200,000.00	199,770.00	100.00
Total 30 Days or Less	200,000.00	\$199,770.00	100.00
Total of Category	200,000.00	\$199,770.00	100.00
MATURITY SUMMARY			
2024	0.00	0.00	0.00
2025	325,000.00	323,543.75	34.83
2026	200,000.00	194,286.00	20.91
2027	216,000.00	212,387.20	22.86
2028	100,000.00	99,310.00	10.69
2029	100,000.00	99,533.00	10.71
Total of Category	941,000.00	\$929,059.95	100.00
MOODY'S RATING			
Aaa	941,000.00	929,059.95	100.00
Total of Category	941,000.00	\$929,059.95	100.00
S&P RATING			
N/A	941,000.00	929,059.95	100.00
Total of Category	941,000.00	\$929,059.95	100.00



Account Name: Los Osos Community Services District Limited Obligation Refunding Bonds Wastewater Assessment District No. 1
(Reassessment and Refunding of 2019) Reserve Fund

December 1, 2024 to December 31, 2024

BOND SUMMARY MESSAGES

Data contained within this section excluded Mutual Funds, Exchange Traded Funds, and Closed-Ended Funds.



TABLE OF CONTENTS

Schedule	Page
Market Value Summary	1
Asset Summary	2
Income Summary	3
Cash Summary	4
Asset Detail	5
Transaction Detail	10
Sale/Maturity Summary	13
Bond Summary	14

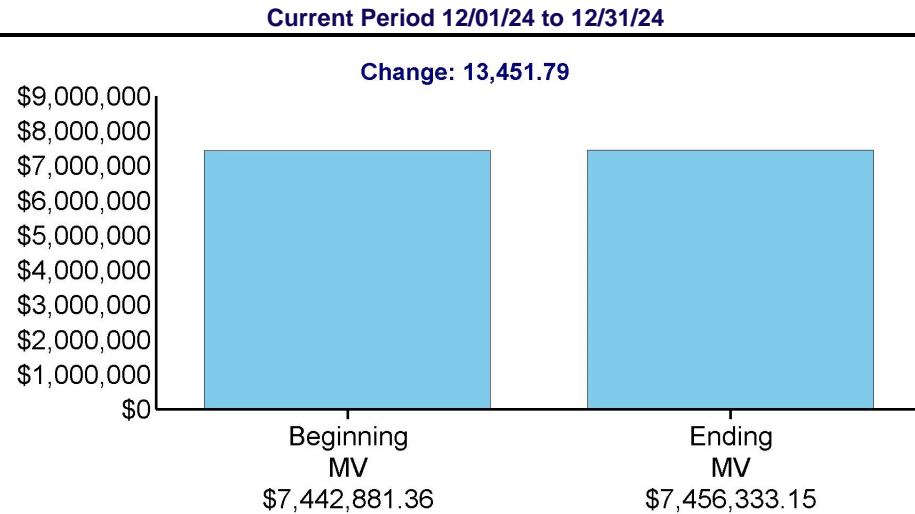


LOS OSOS CSD
ACCOUNT NUMBER:

Page 1 of 15
December 1, 2024 to December 31, 2024

MARKET VALUE SUMMARY

	Current Period 12/01/24 to 12/31/24	Year-to-Date 01/01/24 to 12/31/24
Beginning Market Value	\$7,442,881.36	\$7,134,899.04
Taxable Interest	32,721.04	286,778.54
Taxable Dividends	220.55	2,214.00
Fees and Expenses	-125.00	-1,500.00
Long Term Gains/Losses		2,871.50
Short Term Gains/Losses		29,721.49
Change in Investment Value	-19,364.80	1,348.58
Ending Market Value	\$7,456,333.15	\$7,456,333.15



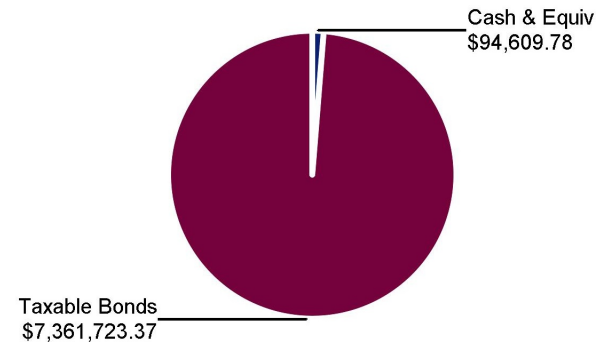


LOS OSOS CSD
ACCOUNT NUMBER:

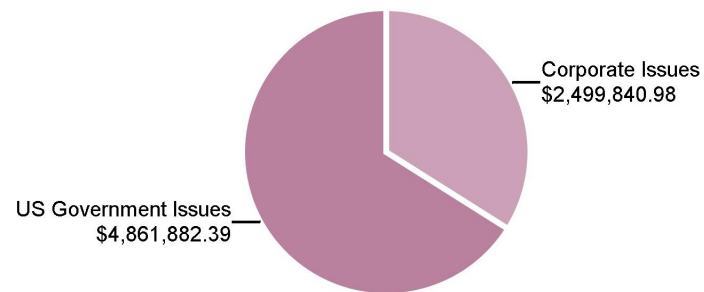
Page 2 of 15
December 1, 2024 to December 31, 2024

ASSET SUMMARY

Assets	Current Period Market Value	% of Total	Estimated Annual Income
Cash & Equivalents	94,609.78	1.30	3,247.35
Taxable Bonds	7,361,723.37	98.70	290,788.50
Total Market Value	\$7,456,333.15	100.00	\$294,035.85



Fixed Income Summary



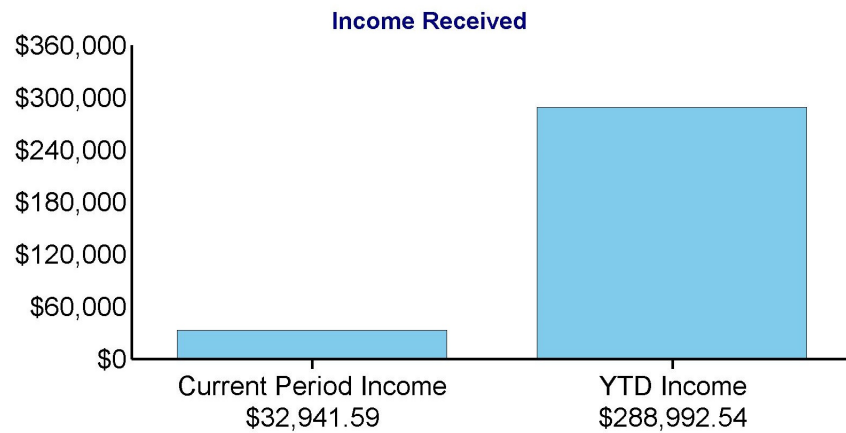


LOS OSOS CSD
ACCOUNT NUMBER:

Page 3 of 15
December 1, 2024 to December 31, 2024

INCOME SUMMARY

	Income Received Current Period	Income Received YTD
Taxable Interest	32,721.04	286,778.54
Taxable Dividends	220.55	2,214.00
Total Current Period Income	\$32,941.59	\$288,992.54



LOS OSOS CSD
ACCOUNT NUMBER:Page 4 of 15
December 1, 2024 to December 31, 2024**CASH SUMMARY**

	Principal Cash	Income Cash	Total Cash
Beginning Cash 12/01/2024	-\$327,998.70	\$327,998.70	\$0.00
Taxable Interest		32,721.04	32,721.04
Taxable Dividends		220.55	220.55
Fees and Expenses	-125.00		-125.00
Transfers	220.55	-220.55	0.00
Purchases	-17,941.59		-17,941.59
Sales	125.00		125.00
Net Money Market Activity	-15,000.00		-15,000.00
Ending Cash 12/31/2024	-\$360,719.74	\$360,719.74	\$0.00



LOS OSOS CSD
ACCOUNT NUMBER:

Page 5 of 15
December 1, 2024 to December 31, 2024

ASSET DETAIL

Security Description

Shares/Face Amt	Price	Market Value	Tax Cost	Unrealized Gain/Loss	Percent of Total Portfolio	Estimated Annual Income	Estimated Current Yield
Cash & Equivalents							
Cash/Money Market							
First American Government - 31846V203 Oblig Fd Cl Y #3763							
15,000.000	1.0000	15,000.00	15,000.00	0.00	0.2	612.27	4.08
US Bank Liquidity Plus Program - USBLP3 ** - Class Y							
79,609.780	1.0000	79,609.78	79,609.78	0.00	1.1	2,635.08	3.31
Total Cash/Money Market		\$94,609.78	\$94,609.78	\$0.00	1.3	\$3,247.35	
Cash							
Principal Cash		-360,719.74	-360,719.74		-4.8		
Income Cash		360,719.74	360,719.74		4.8		
Total Cash		\$0.00	\$0.00	\$0.00	0.0	\$0.00	
Total Cash & Equivalents		\$94,609.78	\$94,609.78	\$0.00	1.3	\$3,247.35	

Taxable Bonds

US Government Issues

U S Treasury Note - 91282CED9 1.750 03/15/2025							
260,000.000	99.4960	258,689.60	246,537.72	12,151.88	3.5	4,550.00	1.76
U S Treasury Note - 91282CFK2 3.500 09/15/2025							
250,000.000	99.4680	248,670.00	244,038.25	4,631.75	3.3	8,750.00	3.52



LOS OSOS CSD
ACCOUNT NUMBER:

Page 6 of 15
December 1, 2024 to December 31, 2024

ASSET DETAIL (continued)

Security Description

	Shares/Face Amt	Price	Market Value	Tax Cost	Unrealized Gain/Loss	Percent of Total Portfolio	Estimated Annual Income	Estimated Current Yield
Federal Farm Credit Bks - 3133EPMB8 4.125 12/08/2025	250,000.000	99.9320	249,830.00	247,065.50	2,764.50	3.4	10,312.50	4.13
Federal Farm Credit Bks - 3133EPNV3 4.375 03/30/2026	250,000.000	100.1690	250,422.50	249,216.25	1,206.25	3.4	10,937.50	4.37
U S Treasury Note - 912828YG9 1.625 09/30/2026	250,000.000	95.6310	239,077.50	229,903.00	9,174.50	3.2	4,062.50	1.70
Federal Agri Mtg Corp M T N - 3132X0PY1 3.000 02/23/2027	250,000.000	97.2040	243,010.00	238,315.75	4,694.25	3.3	7,500.00	3.09
Federal Farm Credit Bks - 3133EP6K6 4.500 03/26/2027	290,000.000	100.5030	291,458.70	288,965.28	2,493.42	3.9	13,050.00	4.48
U S Treasury Note - 91282CFM8 4.125 09/30/2027	250,000.000	99.6050	249,012.50	249,745.25	-732.75	3.3	10,312.50	4.14
U S Treasury Note - 91282CGC9 3.875 12/31/2027	250,000.000	98.8520	247,130.00	247,608.63	-478.63	3.3	9,687.50	3.92
Federal Farm Credit Bks - 3133EP5S0 4.250 03/20/2028	290,000.000	99.6180	288,892.20	286,892.36	1,999.84	3.9	12,325.00	4.27
U S Treasury Note - 91282CBS9 1.250 03/31/2028	280,000.000	90.8210	254,298.80	246,082.48	8,216.32	3.4	3,500.00	1.38
U S Treasury Note - 91282CCY5 1.250 09/30/2028	322,000.000	89.3720	287,777.84	286,977.99	799.85	3.9	4,025.00	1.40



LOS OSOS CSD
ACCOUNT NUMBER:

Page 7 of 15
December 1, 2024 to December 31, 2024

ASSET DETAIL (continued)

Security Description

	Shares/Face Amt	Price	Market Value	Tax Cost	Unrealized Gain/Loss	Percent of Total Portfolio	Estimated Annual Income	Estimated Current Yield
Federal Home Loan Bks - 3130AXQK7 4.750 12/08/2028	275,000.000	101.5340	279,218.50	286,642.68	-7,424.18	3.7	13,062.50	4.68
Federal Farm Credit Bks - 3133EPXV2 4.625 04/05/2029	585,000.000	100.7550	589,416.75	594,005.49	-4,588.74	7.9	27,056.25	4.59
U S Treasury Note - 91282CEV9 3.250 06/30/2029	625,000.000	95.4230	596,393.75	594,431.25	1,962.50	8.0	20,312.50	3.41
U S Treasury Note - 91282CFL0 3.875 09/30/2029	295,000.000	97.8250	288,583.75	300,723.00	-12,139.25	3.9	11,431.25	3.96
Total US Government Issues			\$4,861,882.39	\$4,837,150.88	\$24,731.51	65.2	\$170,875.00	

Corporate Issues

Western Alliance Bk Phoenix - 95763PPD7 C D 5.250 01/07/2025	244,000.000	99.9590	243,899.96	244,000.00	-100.04	3.3	12,810.00	5.25
First Technology Federal - 33715LFQ8 C D 5.300 07/14/2025	248,000.000	100.5900	249,463.20	248,000.00	1,463.20	3.3	13,144.00	5.27
Liberty Fed Cr Un Evansville - 53052LAW9 C D 5.300 07/14/2025	248,000.000	100.5950	249,475.60	248,000.00	1,475.60	3.3	13,144.00	5.27
Connexus Credit Union Wausau - 20825WCA6 C D 5.000 07/13/2026	248,000.000	101.3810	251,424.88	248,000.00	3,424.88	3.4	12,400.00	4.93



LOS OSOS CSD
ACCOUNT NUMBER:

Page 8 of 15
December 1, 2024 to December 31, 2024

ASSET DETAIL (continued)

Security Description

	Shares/Face Amt	Price	Market Value	Tax Cost	Unrealized Gain/Loss	Percent of Total Portfolio	Estimated Annual Income	Estimated Current Yield
Frontier Bk Omaha Ne - 35907XFG7 C D 4.700 07/14/2026	248,000.000	100.9370	250,323.76	248,000.00	2,323.76	3.4	11,656.00	4.66
Uinta Bk Mtn View Wyo - 903572GH2 C D 4.550 01/12/2027	248,000.000	101.0350	250,566.80	248,000.00	2,566.80	3.4	11,284.00	4.50
Discover Bk - 2546736B7 C D 4.500 07/06/2027	244,000.000	101.1200	246,732.80	244,000.00	2,732.80	3.3	10,980.00	4.45
Dort Finl Cr Un Grand Blanc - 25844MBG2 C D 4.850 07/12/2027	247,000.000	102.0100	251,964.70	247,000.00	4,964.70	3.4	11,979.50	4.75
Morgan Stanley Bk N A - 61690DAZ1 C D 4.400 07/05/2028	244,000.000	101.2500	247,050.00	244,000.00	3,050.00	3.3	10,736.00	4.35
Utah First Fed Credit - 91739JAA3 C D 4.750 07/14/2028	248,000.000	104.4110	258,939.28	248,000.00	10,939.28	3.5	11,780.00	4.55
Total Corporate Issues			\$2,499,840.98	\$2,467,000.00	\$32,840.98	33.5	\$119,913.50	
Total Taxable Bonds			\$7,361,723.37	\$7,304,150.88	\$57,572.49	98.7	\$290,788.50	
Total Assets			\$7,456,333.15	\$7,398,760.66	\$57,572.49	100.0	\$294,035.85	

Estimated Current Yield

3.94



LOS OSOS CSD
ACCOUNT NUMBER:

Page 9 of 15
December 1, 2024 to December 31, 2024

ASSET DETAIL MESSAGES

Time of trade execution and trading party (if not disclosed) will be provided upon request.

Publicly traded assets are valued in accordance with market quotations or valuation methodologies from financial industry services believed by us to be reliable. Assets that are not publicly traded may be reflected at values from other external sources. Assets for which a current value is not available may be reflected at a previous value or as not valued, at par value, or at a nominal value. Values shown do not necessarily reflect prices at which assets could be bought or sold. Values are updated based on internal policy and may be updated less frequently than statement generation.

****Your U.S. Bank Liquidity Plus Program as of 12/31/2024 was allocated as follows:**

Total Balance \$79,609.78

Bank Name	Balance	Excluded Bank Name
US Bank	\$79,609.78	None



LOS OSOS CSD
ACCOUNT NUMBER:

Page 10 of 15
December 1, 2024 to December 31, 2024

TRANSACTION DETAIL

Date Posted	Activity	Description	Income Cash	Principal Cash	Tax Cost
Beginning Balance 12/01/2024			\$327,998.70	-\$327,998.70	\$7,365,944.07
12/02/24	Asset Income	Interest Earned On Liberty Fed C D 5.300% 7/14/25 0.004356 USD/\$1 Pv On 248,000 Par Value Due 12/1/24	1,080.33		
12/02/24	Purchase	Purchased 1,080.33 Shares Of US Bank Liquidity Plus Class Y Trade Date 12/2/24 1,080.33 Shares At 1.00 USD		-1,080.33	1,080.33
12/09/24	Asset Income	Interest Earned On F H L B Deb 4.750% 12/08/28 0.02375 USD/\$1 Pv On 275,000 Par Value Due 12/8/24	6,531.25		
12/09/24	Asset Income	Interest Earned On F F C B Deb 4.125% 12/08/25 0.020625 USD/\$1 Pv On 250,000 Par Value Due 12/8/24	5,156.25		
12/09/24	Purchase	Purchased 11,687.5 Shares Of US Bank Liquidity Plus Class Y Trade Date 12/9/24 11,687.5 Shares At 1.00 USD		-11,687.50	11,687.50
12/12/24	Asset Income	Interest Earned On Connexus Credit C D 5.000% 7/13/26 0.00411 USD/\$1 Pv On 248,000 Par Value Due 12/12/24	1,019.18		
12/12/24	Asset Income	Interest Earned On Uinta Bk C D 4.550% 1/12/27 0.00374 USD/\$1 Pv On 248,000 Par Value Due 12/12/24	927.45		
12/12/24	Purchase	Purchased 1,946.63 Shares Of US Bank Liquidity Plus Class Y Trade Date 12/12/24 1,946.63 Shares At 1.00 USD		-1,946.63	1,946.63
12/16/24	Asset Income	Interest Earned On First C D 5.300% 7/14/25 0.004356 USD/\$1 Pv On 248,000 Par Value Due 12/14/24	1,080.33		
12/16/24	Asset Income	Interest Earned On Frontier Bk C D 4.700% 7/14/26 0.003863 USD/\$1 Pv On 248,000 Par Value Due 12/14/24	958.03		



LOS OSOS CSD
ACCOUNT NUMBER:

Page 11 of 15
December 1, 2024 to December 31, 2024

TRANSACTION DETAIL (continued)

Date Posted	Activity	Description	Income Cash	Principal Cash	Tax Cost
12/16/24	Asset Income	Interest Earned On Utah First Fed C D 4.750% 7/14/28 0.003904 USD/\$1 Pv On 248,000 Par Value Due 12/14/24	968.22		
12/16/24	Purchase	Purchased 3,006.58 Shares Of US Bank Liquidity Plus Class Y Trade Date 12/16/24 3,006.58 Shares At 1.00 USD		-3,006.58	3,006.58
12/24/24	Fee	Trust Fees Collected Charged For Period 11/01/2024 Thru 11/30/2024		-125.00	
12/24/24	Asset Income	Dividend Earned On US Bank Liquidity Plus Class Y	156.78		
12/24/24	Cash Disbursement	Cash Disbursement Transfer To Principal	-156.78		
12/24/24	Cash Receipt	Cash Receipt Transfer From Income		156.78	
12/24/24	Purchase	Purchased 156.78 Shares Of US Bank Liquidity Plus Class Y Trade Date 12/24/24 Reinvestment Of Income Received 12/24/24		-156.78	156.78
12/24/24	Sale	Sold 125 Shares Of US Bank Liquidity Plus Class Y Trade Date 12/24/24 125 Shares At 1.00 USD		125.00	-125.00
12/31/24	Asset Income	Interest Earned On U S Treasury Nt 3.250% 6/30/29 0.01625 USD/\$1 Pv On 625,000 Par Value Due 12/31/24	10,156.25		
12/31/24	Asset Income	Interest Earned On U S Treasury Nt 3.875% 12/31/27 0.019375 USD/\$1 Pv On 250,000 Par Value Due 12/31/24	4,843.75		
12/31/24	Asset Income	Dividend Earned On US Bank Liquidity Plus Class Y	63.77		
12/31/24	Cash Disbursement	Cash Disbursement Transfer To Principal	-63.77		

LOS OSOS CSD
ACCOUNT NUMBER:Page 12 of 15
December 1, 2024 to December 31, 2024**TRANSACTION DETAIL (continued)**

Date Posted	Activity	Description	Income Cash	Principal Cash	Tax Cost
12/31/24	Cash Receipt	Cash Receipt Transfer From Income		63.77	
12/31/24	Purchase	Purchased 63.77 Shares Of US Bank Liquidity Plus Class Y Trade Date 12/31/24 Reinvestment Of Income Received 12/31/24		-63.77	63.77
	Purchase	Combined Purchases For The Period 12/ 1/24 - 12/31/24 Of First Am Govt Ob Fd Cl Y		-21,033.54	21,033.54
	Sale	Combined Sales For The Period 12/ 1/24 - 12/31/24 Of First Am Govt Ob Fd Cl Y		6,033.54	-6,033.54
Ending Balance 12/31/2024			\$360,719.74	-\$360,719.74	\$7,398,760.66



LOS OSOS CSD
ACCOUNT NUMBER:

Page 13 of 15
December 1, 2024 to December 31, 2024

SALE/MATURITY SUMMARY

Settlement Date	Description	Tax Cost	Proceeds	Estimated Gain/Loss
Cash and Equivalents				
US Bank Liquidity Plus Program - Class Y USBLP3				
12/24/24	Sold 125 Shares Trade Date 12/24/24 125 Shares At 1.00 USD	-125.00	125.00	
Total Cash and Equivalents		-\$125.00	\$125.00	\$0.00
Total Sales & Maturities		-\$125.00	\$125.00	\$0.00

SALE/MATURITY SUMMARY MESSAGES

Estimated Year-To-Date Short-Term Gain (Loss): \$29,721.49

Estimated Year-To-Date Long-Term Gain (Loss): \$2,871.50

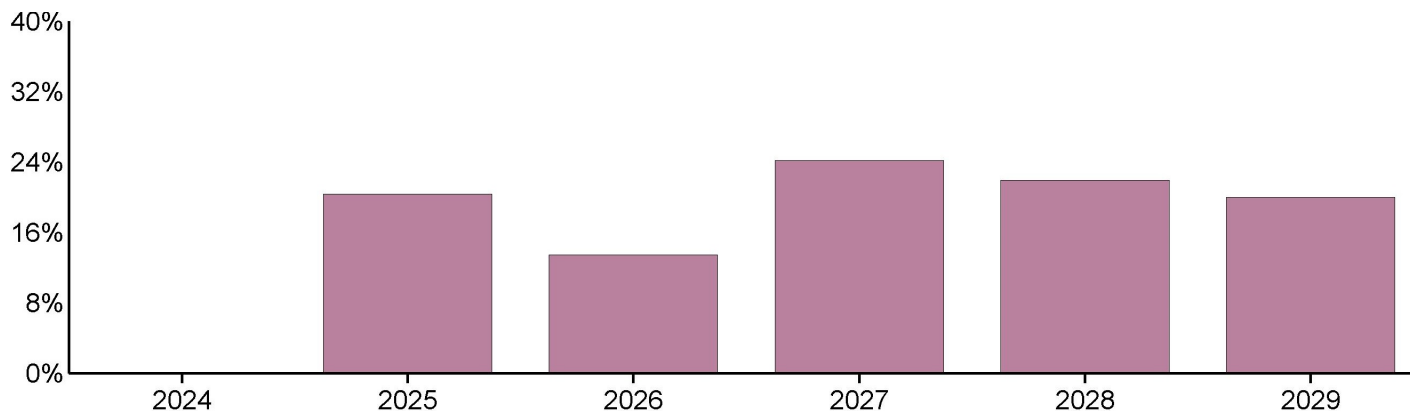
Estimates should not be used for tax purposes



LOS OSOS CSD
ACCOUNT NUMBER:

Page 14 of 15
December 1, 2024 to December 31, 2024

BOND SUMMARY



	Par Value	Market Value	Percentage of Category
MATURITY			
2024	0.00	0.00	0.00
2025	1,500,000.00	1,500,028.36	20.38
2026	996,000.00	991,248.64	13.47
2027	1,779,000.00	1,779,875.50	24.18
2028	1,659,000.00	1,616,176.62	21.95
2029	1,505,000.00	1,474,394.25	20.02
Total of Category	\$7,439,000.00	\$7,361,723.37	100.00

MOODY'S RATING			
Aaa	4,722,000.00	4,618,872.39	62.74
N/A	1,481,000.00	1,485,649.86	20.18
NOT RATED	1,236,000.00	1,257,201.12	17.08
Total of Category	\$7,439,000.00	\$7,361,723.37	100.00



LOS OSOS CSD
ACCOUNT NUMBER:

Page 15 of 15
December 1, 2024 to December 31, 2024

BOND SUMMARY (continued)

	Par Value	Market Value	Percentage of Category
S&P RATING			
AA+	1,940,000.00	1,949,238.65	26.48
N/A	3,032,000.00	2,912,643.74	39.56
NOT RATED	2,467,000.00	2,499,840.98	33.96
Total of Category	\$7,439,000.00	\$7,361,723.37	100.00

BOND SUMMARY MESSAGES

Data contained within this section excluded Mutual Funds, Exchange Traded Funds, and Closed-Ended Funds.