



May 28, 2009

President

Joe Sparks

Vice-President

Marshall Ochylski

Director

Chuck Cesena

Maria Kelly

Steve Senet

General Manager

Utilities Manager

George J. Milanés

Fire Chief

Matt Jenkins

TO: LOCSD Board of Directors
FROM: Utilities Manager, George Milanés
SUBJECT: Agenda Item 4A(2) – 06/04/09 Board Meeting
Utilities Manager Report: **May 2009**

	UTILITIES DEPARTMENT	
~ Water	~ Wastewater	~ Drainage

This monthly report serves to keep the LOCSD Board of Directors and General Public informed to the status of projects, services and/or activities being undertaken by the Utilities Department for the month of **May 2009**. *(Recent updates to this report are signified in italics).*

WATER SUPPLY: PRODUCTION FOR APRIL 2009

Total production for the month was 29.62 million gallons (MG) that equates to an average flow rate of 0.987 MG or 987,000 gallons per day to meet the daily water supply demand.

Total production for the month (April) represents an increase of 17.3% from the same time last year that produced a total of 24.5 MG.

WATER USEAGE: BILLING PERIOD FROM MARCH 11, 2009 THRU MAY 10, 2009- ROUTE 201-205

The Route 201-205 is comprised of 1182 service connections and represents 43% of the total water connections within the District's water service area.

Total water production for the referenced billing period is estimated at 33,852,700 gallons.

Total water consumption during this period was 18,605,900 gallons that reflects a decrease of 4.95% over last years total of 19,574,000 gallons

Revenues generated for this period totaled \$113,503.68.



Offices At:
2122 9th Street
Los Osos, California 93402

Mailing Address:
P.O. Box 6064
Los Osos, California 93412
Phone 805/528-9370
Fax 805/528-9377
www.losososcsd.org

WATER OPERATIONS UPDATE

DEPARTMENT OF HEALTH SERVICES- MONTHLY COMPLIANCE

Completed Work:

*Staff has submitted the monthly compliance monitoring report to the California Department of Public Health (CDPH) for **April 2009** with no problems or violations noted.*

Work-in-Progress:

Utility forces continue to operate, maintain and monitor water production wells and distribution facilities for compliance with water quality parameters.

Planned Actions:

In accordance with the District's water permit, Staff will continue to compile the pertinent data and submit the monthly monitoring report to CDHS and maintain the scheduled monitoring and water quality sampling regiment per CDPH Annual Inspection Report 2007.

EMERGENCY ACTIVATION OF INTER-TIE CONNECTION

On May 14, 2009, Staff received call for assistance from Mark Zimmer, Golden State Water requesting the inter-tie connection be activated. Mr. Zimmer stated they were having problems with their wells and could not keep up with the water demand. District staff activated the connection to supply the needed water to the Golden State water system. The connection remained open throughout Thursday and part of Friday morning before being closed. Total water transfer to the Golden State water system was approximately 620,000 gallons.

UTILITY DEPARTMENT WATER CONSERVATION OUTREACH

On May 17, 2009, District Staff as a partner in the SLO County Partners in Water Conservation participated in a public outreach effort at the Home Show held at Madonna Center. The booth was hosted at the event was sponsored jointly by the SLO Partners and the California Landscape Contractors Association.

Additionally, District Staff is participating in the planning sessions of the SLO Partners in Water Quality that is organizing the up and coming Waterfest 2009 that will be held on June 20, 2009 at Morro Rock. This will be the fourth (4th) year presenting the public outreach gathering that educates the public and community about water resources, pollution prevention and conservation. The group anticipates up to 4000 people attending this popular family event.

SOUTH BAY UPPER AQUIFER WELL: AMEND CDHS WATER SUPPLY PERMIT

Completed Work:

Staff has received from the CDPH a draft amended permit to operate the new source and then blend it with the existing South Bay Lower Aquifer well.

Work-in-Progress:

Staff has been testing and operating the well, and currently is performing water quality assessments to determine flow blending ratios.

Planned Actions:

Staff to complete operations plan for blending to CDHS and upon approval and amendment of the District's water supply permit will then implement operations plan, train operators and start-up the new well site.

UTILITY WASTEWATER OPERATIONS UPDATE

The Bayridge Estates and Vista de Oro wastewater system facilities are operating in compliance with CRWQCB Waste Discharger's permit requirement. These WDO's specify discharge requirements and water quality standards, and also require the District submit and file a semi-annual self-monitoring report regarding the operation, maintenance and monitoring of these two community septic systems to meet compliance with the respective WDO for each facility.

Completed Work:

The Utility force completed the water quality sampling and monitoring requirements in accordance with Waste Discharge Order (WDO) 99-73 for Bayridge Estates and WDO 99-72; Vista de Oro community septic systems for the period of November 2008 through April 2009.

Work-in-Progress:

Utility forces continue the daily monitoring, operation and maintenance activities of these two community septic systems for compliance with RWQCB Waste Discharge Order's (WDO).

Planned Actions:

The next semi-annual monitoring report is due by December 30, 2009.

UTILITY DRAINAGE OPERATIONS UPDATE

Completed Work:

The Utility forces have taken down and returned the rental pump used as back-up for the wet weather season.

Both emergency storm water pumps at the intersection of 8th Street and El Moro and at the intersection of 16th Street and Paso Robles have been set-up and readied for the 2008-09 wet weather year. Pumps located at the 6th St. and El Moro sites have been replaced and tested. Both fixed storm water pump stations located at 8th and El Moro, and Don & Mitchell have been prepped and readied for the wet weather period.

Work-in-Progress:

District forces to monitor and maintain all emergency drainage facilities in top working order.

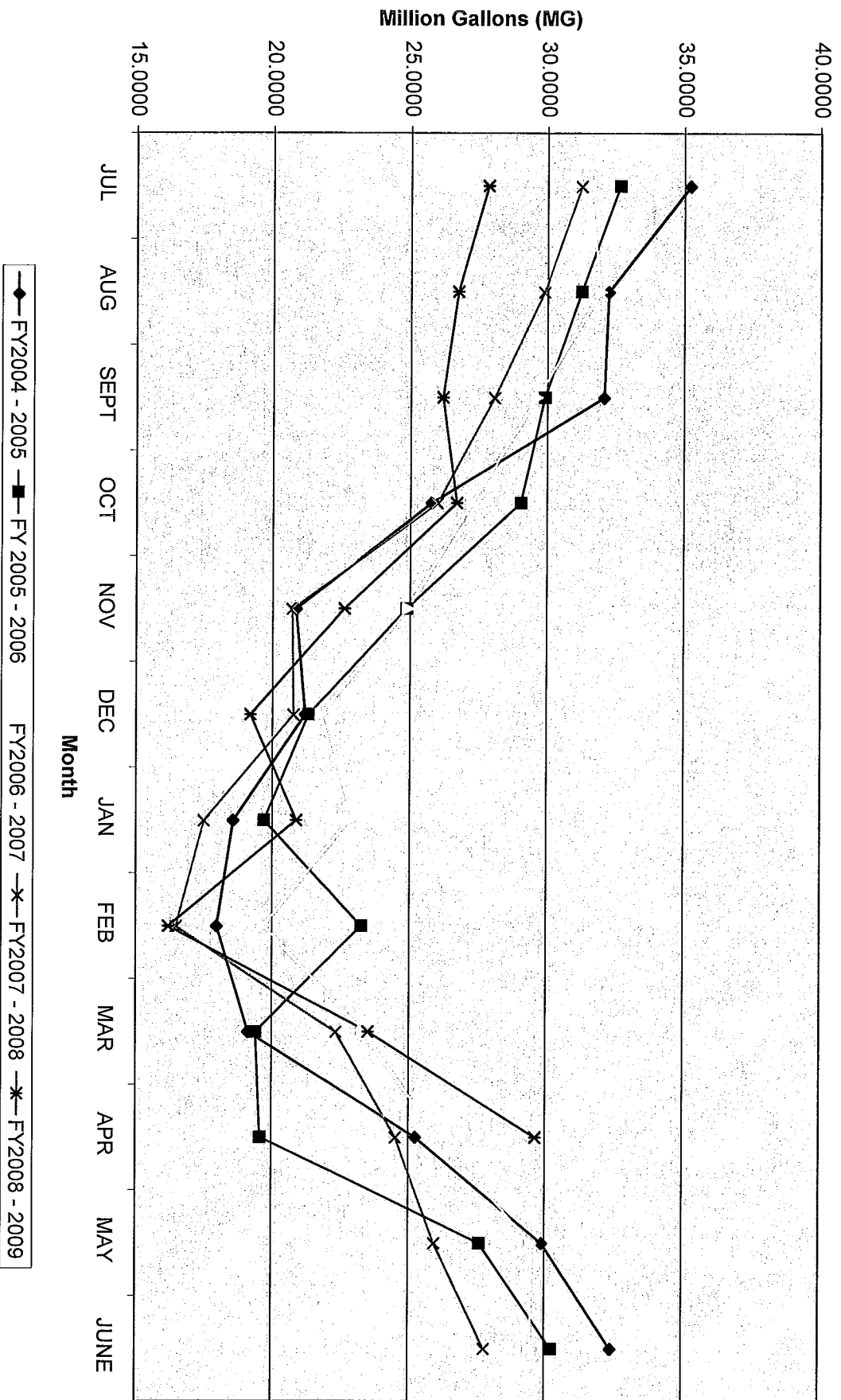
RECOMMENDATION

Staff encourages each Director to ask any questions they may have in regards to the aforementioned report or on any other related item that may or may not have been listed separately as an agenda item.

GM

Attachments

Historical to Present LOCSD Well Production Data

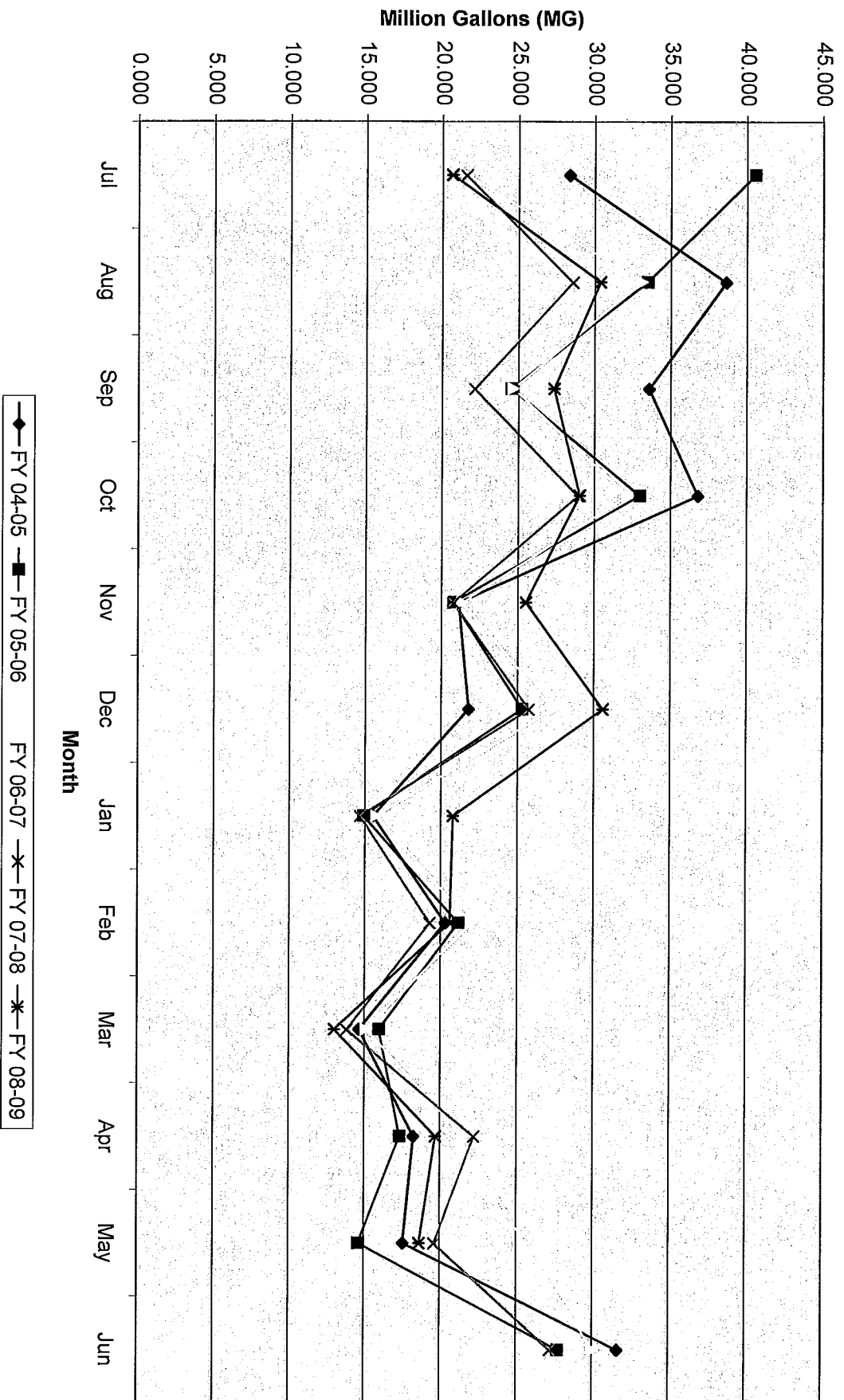


LOCSD Water Data

Water Production Data in Million Gallons					
	FY 04-05	FY 05-06	FY 06-07	FY 07-08	FY 08-09
Jul	35.205	32.648	31.531	31.215	27.819
Aug	32.227	31.234	31.955	29.861	26.721
Sep	32.063	29.888	29.621	28.036	26.154
Oct	25.761	29.016	27.258	25.961	26.681
Nov	20.829	24.854	24.909	20.676	22.575
Dec	21.170	21.292	21.737	20.736	19.177
Jan	18.551	19.683	22.786	17.464	20.855
Feb	17.959	23.208	19.689	16.445	16.183
Mar	19.108	19.387	23.326	22.299	23.479
Apr	25.236	19.560	26.061	24.502	29.620
May	29.874	27.585	29.514	25.921	
Jun	32.402	30.216	29.461	27.761	
TOTAL	310.39	308.57	317.85	290.88	239.26

*Consumption is billed for a two month period - every month. Every month, half of the service area is billed. Meters are read on or about the 10th of each month. Revenue is based on gallons billed and unpaid balances forwarded - not cash received.

Historical to Present LOCSD Water Consumption

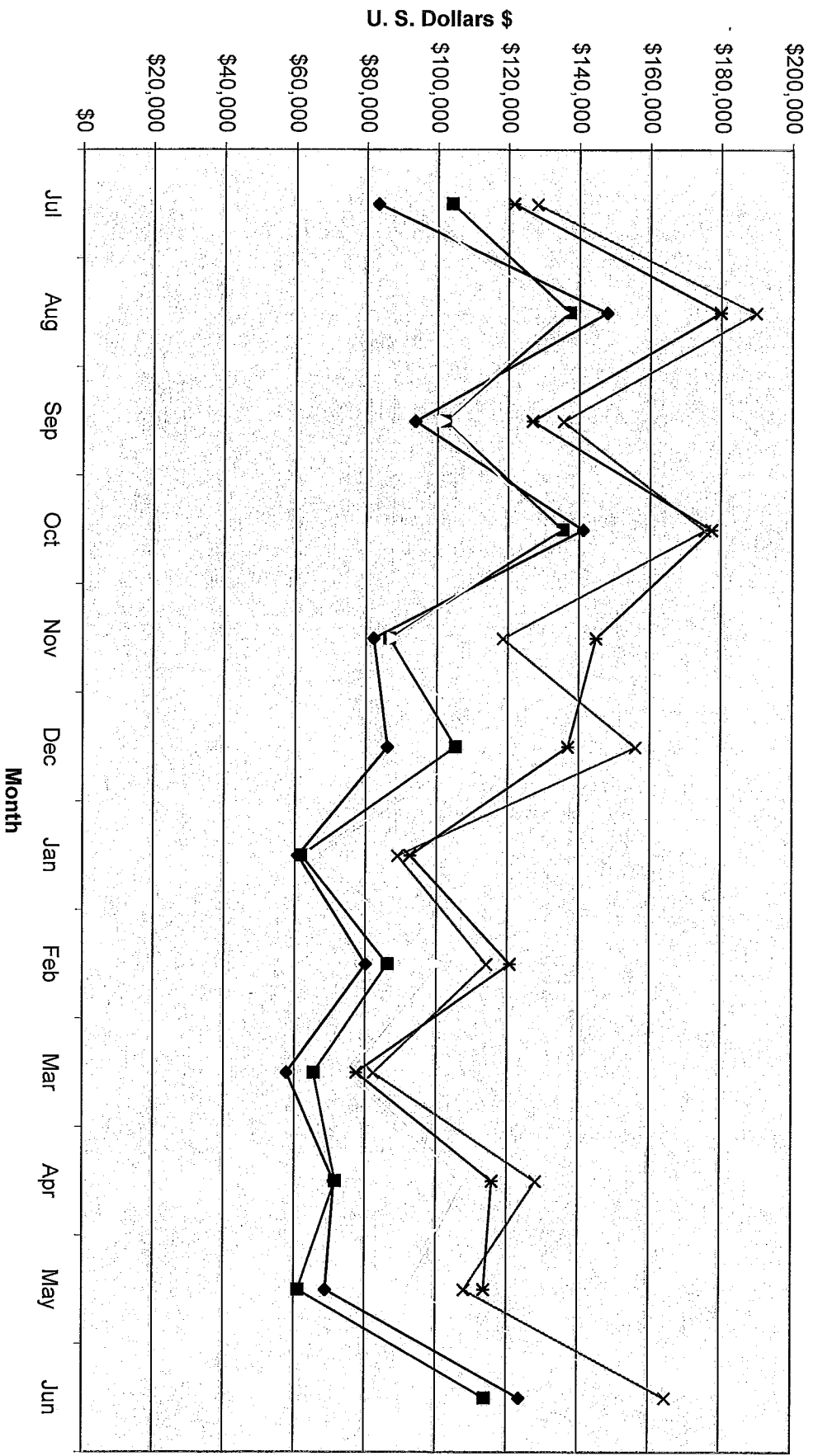


LOCSD Water Data

Water Consumption Data in Million Gallons					
	FY 04-05	FY 05-06	FY 06-07	FY 07-08	FY 08-09
Jul	28.320	40.543	21.604	21.516	20.608
Aug	38.629	33.440	33.093	28.531	30.350
Sep	33.556	24.497	24.622	22.073	27.319
Oct	36.776	32.945	32.184	28.899	29.012
Nov	21.096	20.744	21.331	20.721	25.491
Dec	21.755	25.254	27.316	25.703	30.577
Jan	15.500	14.861	15.744	14.647	20.758
Feb	20.261	21.122	22.016	19.240	20.571
Mar	14.620	15.918	15.093	13.788	12.969
Apr	18.225	17.302	21.507	22.159	19.667
May	17.549	14.583	25.528	19.574	18.606
Jun	31.631	27.704	30.054	27.176	
TOTALS	297.92	288.91	290.09	264.03	255.93

*Consumption is billed for a two month period - every month. Every month, half of the service area is billed. Meters are read on or about the 10th of each month. Revenue is based on gallons billed and unpaid balances forwarded - not cash received.

Historical to Present
LOCSD Water Revenue



◆ FY 04-05 ■ FY 05-06 ● FY 06-07 * FY 07-08 ✕ FY 08-09

LOCSD Water Data

Water Revenue Data					
	FY 04-05	FY 05-06	FY 06-07	FY 07-08	FY 08-09
Jul	\$83,081.24	\$103,887.75	\$89,829.09	\$127,895.73	\$121,346.32
Aug	\$147,713.60	\$137,129.15	\$135,105.35	\$189,818.01	\$179,807.67
Sep	\$93,618.40	\$101,881.61	\$101,709.12	\$135,457.67	\$126,687.46
Oct	\$141,119.85	\$135,261.27	\$132,826.00	\$175,420.26	\$177,314.83
Nov	\$81,993.64	\$86,426.15	\$87,484.63	\$118,521.34	\$144,776.09
Dec	\$85,956.36	\$105,148.01	\$111,673.17	\$155,921.14	\$136,833.59
Jan	\$60,758.25	\$61,835.06	\$65,287.83	\$88,878.69	\$92,424.74
Feb	\$79,994.85	\$86,082.23	\$100,302.37	\$114,071.57	\$120,673.78
Mar	\$57,708.51	\$65,357.04	\$75,062.30	\$82,209.70	\$77,375.00
Apr	\$71,166.53	\$71,427.21	\$107,455.12	\$128,023.56	\$115,706.18
May	\$68,862.46	\$61,000.12	\$91,062.36	\$107,930.91	\$113,503.68
Jun	\$123,561.65	\$113,729.49	\$166,727.69	\$164,562.53	
TOTAL	\$1,095,535.34	\$1,129,165.09	\$1,264,525.03	\$1,588,711.11	\$1,406,449.34

*Consumption is billed for a two month period - every month. Every month, half of the service area is billed. Meters are read on or about the 10th of each month. Revenue is based on gallons billed and unpaid balances forwarded - not cash received.