



April 29 2009

President

Joe Sparks

Vice-President

Marshall Ochylski

Director

Chuck Cesena

Maria Kelly

Steve Senet

General Manager

Utilities Manager

George J. Milanés

Fire Chief

Matt Jenkins

TO: LOCSO Board of Directors

FROM: Utilities Manager, George Milanés

SUBJECT: Agenda Item 3A(2) – 05/07/09 Board Meeting
Utilities Manager Report: **April 2009**

UTILITIES DEPARTMENT

~ Water ~ Wastewater ~ Drainage

This monthly report serves to keep the LOCSO Board of Directors and General Public informed to the status of projects, services and/or activities being undertaken by the Utilities Department for the month of **April 2009**. *(Recent updates to this report are signified in italics).*

WATER SUPPLY: PRODUCTION FOR MARCH 2009

Total production for the month was 23.48 million gallons (MG) which equates to an average flow rate of 0.757 MG or 757,000 gallons per day to meet the daily water supply demand.

Total production for the month (March) represents an increase of 5% from the same time last year which produced a total of 22.30 MG.

WATER USEAGE: BILLING PERIOD FROM FEBRUARY 11, 2009 THROUGH APRIL 10, 2009 - ROUTES 206-211

Routes 206-211 is comprised of 1569 service connections and represents 57% of the total water connections within the District's water service area.

Total water production for the referenced billing period is estimated at 24,052,400 gallons.

Total water consumption during this period was 19,666,800 gallons which reflects a decrease of 11 % over last years total of 22,158,700 gallons.

Revenues generated for this period totaled \$115,706.

Offices At:
2122 9th Street
Los Osos, California 93402

Mailing Address:
P.O. Box 6064
Los Osos, California 93412
Phone 805/528-9370
Fax 805/528-9377
www.losososcsd.org

WATER OPERATIONS UPDATE

DEPARTMENT OF HEALTH SERVICES- MONTHLY COMPLIANCE

Completed Work:

*Staff has submitted the monthly compliance monitoring report to the California Department of Public Health (CDPH) for **MARCH 2009** with no problems or violations noted.*

Work-in-Progress:

Utility forces continue to operate, maintain and monitor water production wells and distribution facilities for compliance with water quality parameters.

Planned Actions:

In accordance with the District's water permit, Staff will continue to compile the pertinent data and submit the monthly monitoring report to CDHS and maintain the scheduled monitoring and water quality sampling regiment per CDPH Annual Inspection Report 2007.

2008 ANNUAL REPORT TO THE DRINKING WATER PROGRAM

Completed Work:

The Annual Drinking Water Program report is complete and has been submitted to CDPH.

Work-in-Progress:

Staff is finalizing the annual report to the Drinking Water Program. The report provides an overview of the water system and includes information about: Emergency Contacts, Water Sources, Water Production, Plans, Water Quality Information, Physical Description of Existing and Proposed Systems, Backflow Program, Operator Certification and other pertinent information relative to the on-going operations of the public water supply.

Planned Actions:

Staff will submit the completed report to the California Department of Public Health (CDPH) prior to the April 30, 2009 deadline.

SOUTH BAY UPPER AQUIFER WELL: AMEND CDHS WATER SUPPLY PERMIT

Completed Work:

Staff has received from the CDPH a draft amended permit to operate the new source and then blend it with the existing South Bay Lower Aquifer well.

Work-in-Progress:

Staff is working with CDHS officials to finalize amendment of the water supply permit that includes an operations plan for the blending of the new SB upper aquifer well water.

Planned Actions:

Staff to complete operations plan for blending to CDHS and upon approval and amendment of the District's water supply permit will then implement operations plan, train operators and start-up the new well site.

8TH STREET WELL PUMP FAILURE - DIAGNOSTIC EVALUATION

The 8th Street well water pump has failed as of February 24th. This pump was recently replaced in June 2008. Prior to this replacement, the pump was last replaced in August 2001.

Completed Work:

The pump and motor were pulled and replaced with a completely new unit from the factory on warranty.

Work-in-Progress:

Staff currently is awaiting delivery of motor controllers, circuitry and hardware. A service technician has scheduled the work at the time all parts are received. Staff, working with the pump/motor factory representative, has put on order a motor control saver and starter w/ contacts to upgrade the existing pump control circuitry to ensure the pump controller is not the problem.

Planned Actions:

Staff anticipates the well to be back in service by first week in April 2009 due to delay in receiving the control hardware.

UTILITY WASTEWATER OPERATIONS UPDATE

The Bayridge Estates and Vista de Oro wastewater system facilities are operating in compliance with CRWQCB Waste Discharger's permit requirement. These WDO's specify discharge requirements and water quality standards, and also require the District submit and file a semi-annual self-monitoring report regarding the operation, maintenance and monitoring of these two community septic systems to meet compliance with the respective WDO for each facility.

Completed Work: The Utility force completed the water quality sampling and monitoring requirements in accordance with Waste Discharge Order (WDO) 99-73 for Bayridge Estates and WDO 99-72; Vista de Oro community septic systems for the period of April 2008 through November 2008.

Work-in-Progress:

Utility forces continue the daily monitoring, operation and maintenance activities of these two community septic systems for compliance with RWQCB Waste Discharge Order's (WDO).

Planned Actions:

The next semi-annual monitoring report is due by May 30, 2009.

UTILITY DRAINAGE OPERATIONS UPDATE

Completed Work:

The Utility forces have taken down and returned the rental pump used as back-up for the wet weather season.

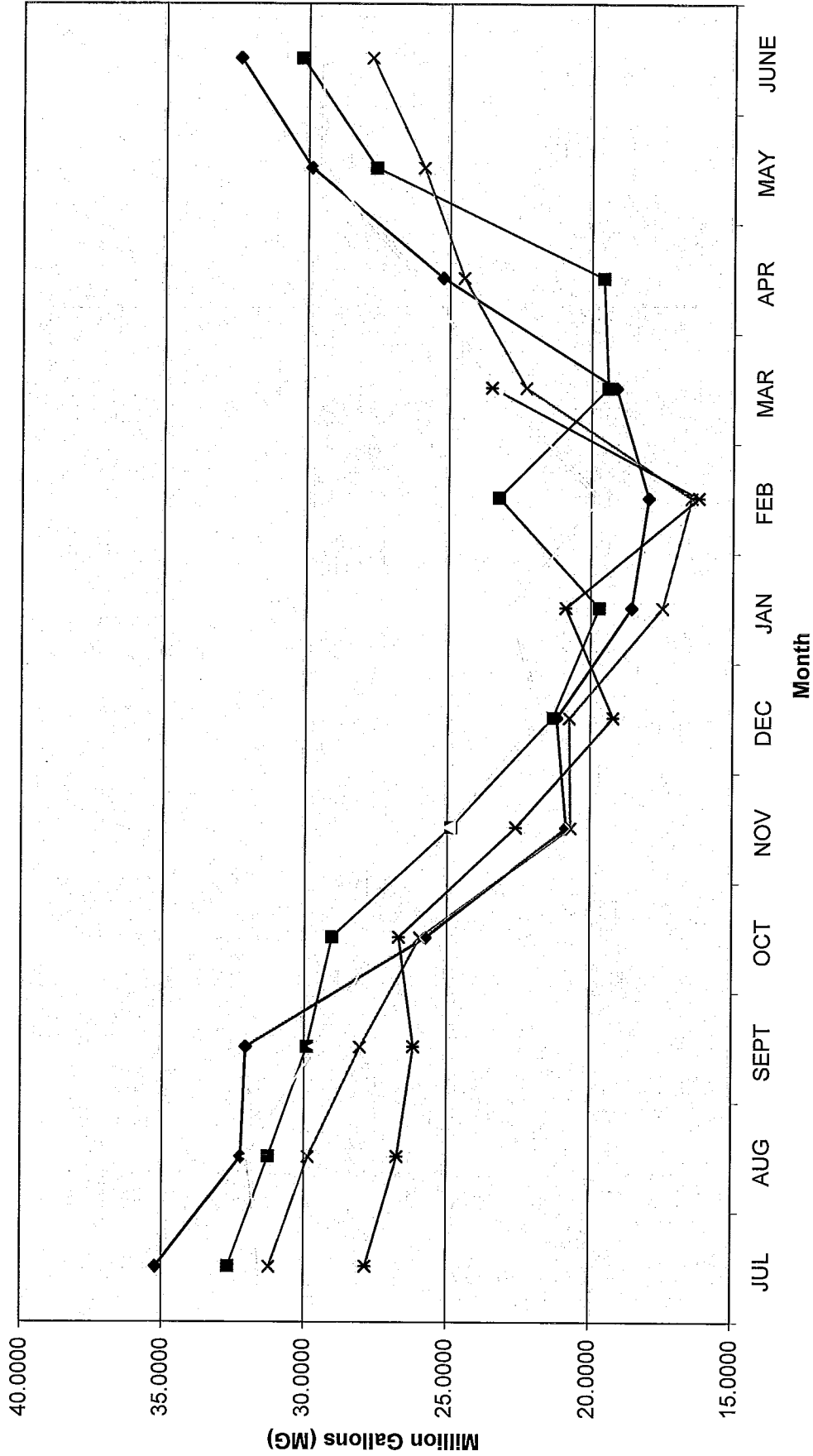
Both emergency storm water pumps at the intersection of 8th Street and El Moro and at the intersection of 16th Street and Paso Robles have been set-up and readied for the 2008-09 wet weather year. Pumps located at the 6th St. and El Moro sites have been replaced and tested. Both fixed storm water pump stations located at 8th and El Moro, and Don & Mitchell have been prepped and readied for the wet weather period.

LOCSD Water Data

Water Production Data in Million Gallons					
	FY 04-05	FY 05-06	FY 06-07	FY 07-08	FY 08-09
Jul	35.205	32.648	31.531	31.215	27.819
Aug	32.227	31.234	31.955	29.861	26.721
Sep	32.063	29.888	29.621	28.036	26.154
Oct	25.761	29.016	27.258	25.961	26.681
Nov	20.829	24.854	24.909	20.676	22.575
Dec	21.170	21.292	21.737	20.736	19.177
Jan	18.551	19.683	22.786	17.464	20.855
Feb	17.959	23.208	19.689	16.445	16.183
Mar	19.108	19.387	23.326	22.299	23.479
Apr	25.236	19.560	26.061	24.502	
May	29.874	27.585	29.514	25.921	
Jun	32.402	30.216	29.461	27.761	
TOTAL	310.39	308.57	317.85	290.88	209.64

*Consumption is billed for a two month period - every month. Every month, half of the service area is billed. Meters are read on or about the 10th of each month. Revenue is based on gallons billed and unpaid balances forwarded - not cash received.

**Historical to Present
LOCSD Well Production Data**



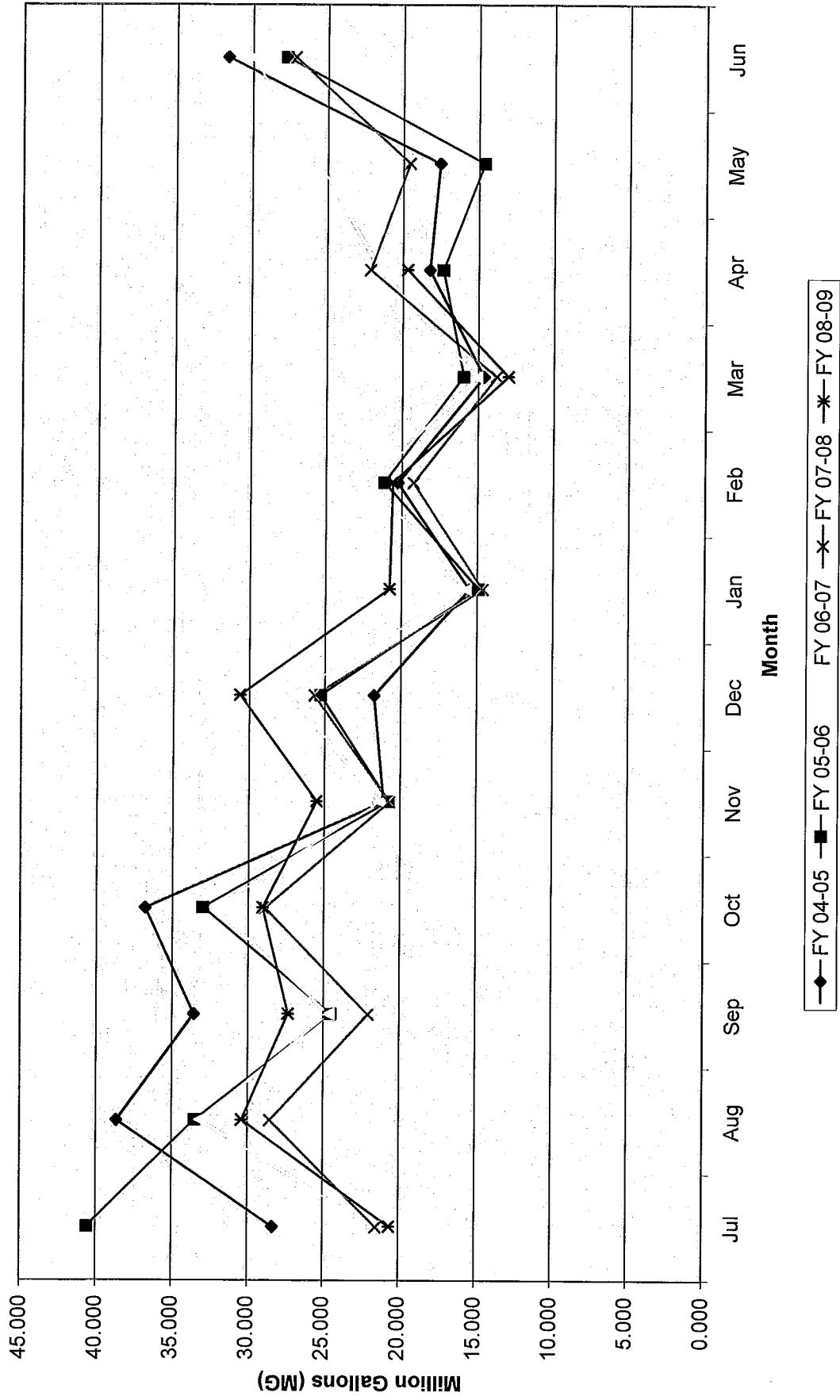
—◆— FY2004 - 2005 —■— FY 2005 - 2006 —x— FY2006 - 2007 —*— FY2007 - 2008 —*— FY2008 - 2009

LOCSD Water Data

Water Consumption Data in Million Gallons					
	FY 04-05	FY 05-06	FY 06-07	FY 07-08	FY 08-09
Jul	28.320	40.543	21.604	21.516	20.608
Aug	38.629	33.440	33.093	28.531	30.350
Sep	33.556	24.497	24.622	22.073	27.319
Oct	36.776	32.945	32.184	28.899	29.012
Nov	21.096	20.744	21.331	20.721	25.491
Dec	21.755	25.254	27.316	25.703	30.577
Jan	15.500	14.861	15.744	14.647	20.758
Feb	20.261	21.122	22.016	19.240	20.571
Mar	14.620	15.918	15.093	13.788	12.969
Apr	18.225	17.302	21.507	22.159	19.667
May	17.549	14.583	25.528	19.574	
Jun	31.631	27.704	30.054	27.176	
TOTALS	297.92	288.91	290.09	264.03	237.32

*Consumption is billed for a two month period - every month. Every month, half of the service area is billed. Meters are read on or about the 10th of each month. Revenue is based on gallons billed and unpaid balances forwarded - not cash received.

Historical to Present LOCSD Water Consumption

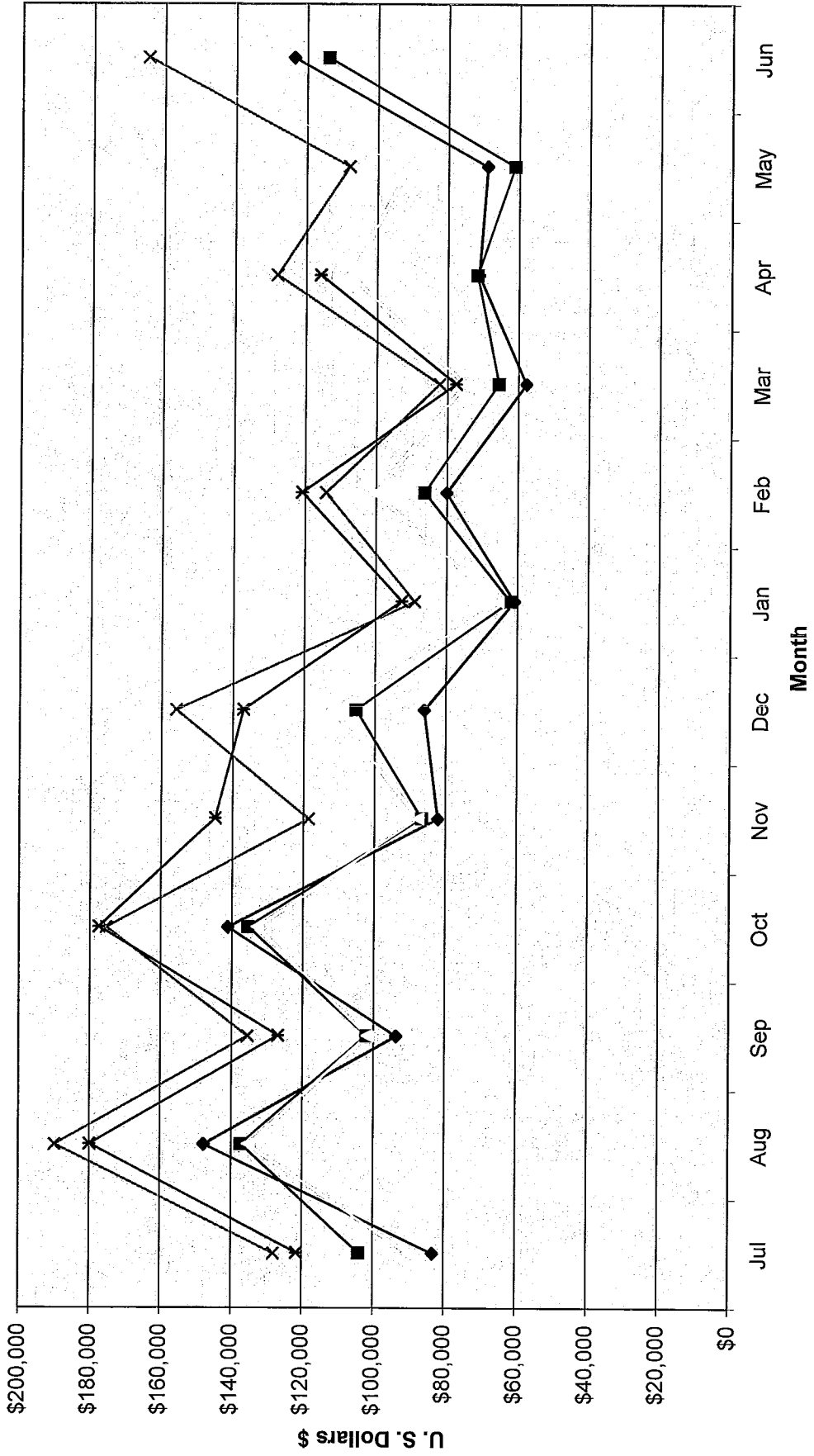


LOCSD Water Data

Water Revenue Data						
	FY 04-05	FY 05-06	FY 06-07	FY 07-08	FY 08-09	
Jul	\$83,081.24	\$103,887.75	\$89,829.09	\$127,895.73	\$121,346.32	
Aug	\$147,713.60	\$137,129.15	\$135,105.35	\$189,818.01	\$179,807.67	
Sep	\$93,618.40	\$101,881.61	\$101,709.12	\$135,457.67	\$126,687.46	
Oct	\$141,119.85	\$135,261.27	\$132,826.00	\$175,420.26	\$177,314.83	
Nov	\$81,993.64	\$86,426.15	\$87,484.63	\$118,521.34	\$144,776.09	
Dec	\$85,956.36	\$105,148.01	\$111,673.17	\$155,921.14	\$136,833.59	
Jan	\$60,758.25	\$61,835.06	\$65,287.83	\$88,878.69	\$92,424.74	
Feb	\$79,994.85	\$86,082.23	\$100,302.37	\$114,071.57	\$120,673.78	
Mar	\$57,708.51	\$65,357.04	\$75,062.30	\$82,209.70	\$77,375.00	
Apr	\$71,166.53	\$71,427.21	\$107,455.12	\$128,023.56	\$115,706.18	
May	\$68,862.46	\$61,000.12	\$91,062.36	\$107,930.91		
Jun	\$123,561.65	\$113,729.49	\$166,727.69	\$164,562.53		
TOTAL	\$1,095,535.34	\$1,129,165.09	\$1,264,525.03	\$1,588,711.11	\$1,292,945.66	

*Consumption is billed for a two month period - every month. Every month, half of the service area is billed. Meters are read on or about the 10th of each month. Revenue is based on gallons billed and unpaid balances forwarded - not cash received.

Historical to Present LOCSD Water Revenue



FY 04-05
 FY 05-06
 FY 06-07
 FY 07-08
 FY 08-09